

Manilla Central School



Kindergarten Home Learning

Week 1, Term 2

2020

Timetable: Term 2 Week 1

Time	Monday	Tuesday	Wednesday	Thursday	Friday
9:10-10:10			English Phonics Camera Words Vocabulary Brain Break + Crunch n' Sip	English Phonics Camera Words Vocabulary Brain Break + Crunch n' Sip	English Phonics Camera Words Vocabulary Brain Break + Crunch n' Sip
10:10-11:10			Handwriting Reading Writing Task Reading Eggs	Handwriting Reading Writing Task Reading Eggs	Handwriting Reading Writing Task Reading Eggs
Break					
11:40-11:50			Storyline Online	Storyline Online	Storyline Online
11:50-12:40			Mathematics: Number Talk Numeral Formation Booklet Activity	Mathematics: Number Talk Numeral Formation Booklet Activity	Mathematics: Number Talk Numeral Formation Booklet Activity
12:40-1:40			PDHPE: Fitness PDH Content	PDHPE: Fitness	PDHPE: Fitness
Break					
2:10-3:10			Unit of Inquiry HSIE/Science	Unit of Inquiry HSIE/Science	Unit of Inquiry CAPA

Manilla Central School



Kindergarten

WEDNESDAY

Phonics

Learning Intention: We are learning to read and write our phonemes in words.

Success Criteria: We will be able to use our phonemes to read, make and spell the following words.

ACTIVITY 1: Practise saying your phonemes.




ACTIVITY 2: Practise writing your phonemes.

ACTIVITY 3: Complete the activity sheet.

s m c t

g p a o

How I feel about my work today ...

Camera Word Activity Grid

My words for this week are:

I the was

Use your camera words from this week to complete the activities below.

Rainbow

write your words, three times each.

Write your words with **red** vowels and **blue** consonants.

Write your words on the computer and

print them out.

Use magnetic letters or scrabble tiles to spell each of your words.



Write your words in a pyramid:

c
ca
cat

Find your words in magazines or newspapers then



cut them out and glue them on paper.

Draw a picture and
'hide'
your words in the picture.

Write a sentence for each of your words.

the cat 


Write your words in alphabetical order.

a b c

Camera Words

Learning Intention: We are learning to read and write our camera words automatically.

Success Criteria: We will be able to read the words and write them from memory.




Vocabulary

Learning Intention: We are learning to define new words to support our Unit of Inquiry.

Success Criteria: We will define the words using the Frayer model. We will describe what it is, what it is not and draw an image to help us remember the word.

Word <h1>Earth</h1>	What It is
Draw it	What it is not

How I feel about my work today ...



Handwriting

Learning Intention: We are learning to correctly form our letters in NSW foundation font.

Success Criteria: We will trace each initial letter and then continue the same formation, with spaces, until the end of the line.

s s s

.....




m m m

.....

c c c

.....

How I feel about my work today ...

		
---	---	---

Reading

Learning Intention: We are learning to point to words in our readers.

Success Criteria: We will be able to point 1 to 1 and keep track with our finger.

We will be able to identify camera words in the writing.

We will be able to identify known phonemes.

Guided readers are in your pack.

Writing - Wednesday

Learning Intention: We are learning to write a sentence about the picture, using correct spelling and punctuation.

Success Criteria: We will be able to write a sentence using:

- Capital letters at the start.
- Spaces between words.
- Say your words slowly and write the phonemes you can hear.
- Full stop at the end.



How I feel about my work today ...

😊 😐 😞

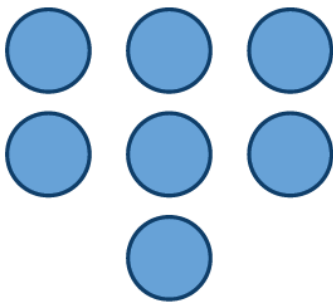
Number Talk

Learning Intention: We are learning to think like mathematicians.

Success Criteria: We will be able to talk to an adult about what we notice on the cards below.

Look for combinations you may know, doubles, dice patterns, domino patterns and pairs.

Number Talks: Subitising



Conceptual Subitising



Number Talks: Subitising

Specific questions to ask include:

- How many dots did you see?
- How did you see it?
- Is there another way to see this pattern?

Perceptual Subitising





How I feel about my work today ...






Numerals Practise

Learning Intention: We are learning to correctly form our numerals in NSW foundation font.

Success Criteria: We will trace each initial numeral and then continue the same formation, with spaces, until the end of the line.



How I feel about my work today ...

		
---	---	---

Mathematics Activity

Learning Intention: We are learning to add and subtract numbers to 10.

Success Criteria: We will be able to count to 20. Add and subtract to 10.

Represent our ideas in pictures and with counters.

Counting: Count forwards and backwards to 20.

Adding Dice:

Roll 2 dice and count the dots. Draw each total as a picture.

Eg: 2 and 3 = 5



How I feel about my work today ...



Fitness


Learning Intention: We are learning to develop defending skills and the object control skills of catching, throwing, kicking and striking.

Success Criteria: We will be able to intercept a ball from an opponent.

Game: 4 Square

What you need

- > Indoor or outdoor playing area
- > Variety of balls of different size, weight and density
- > 10 marker cones
- > Coloured bibs



Group Management:

- ♦ Two opposing sides
- ♦ A playing area is divided into 4 and a player from each team goes into a square.

Description:

The team in possession of the ball passes it to team-mates in any of the 4 squares, trying to avoid interception. Players remain in their square.

One team takes possession of the ball (receivers) and tries to make as many passes as possible between themselves. The other team (interceptors) tries to intercept the ball.

Players can pass in any direction – no running with the ball.

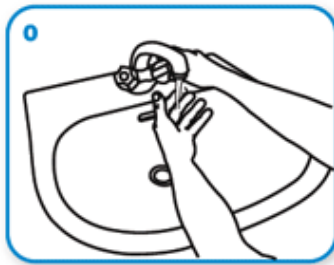
All players must remain in their own square.

If the interceptors catch the ball or knock it out of play, they take possession.

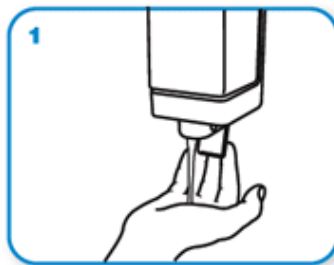
PDHPE

Learning Intention: We are learning to stay safe and clean.

Success Criteria: We will be able to wash our hands.



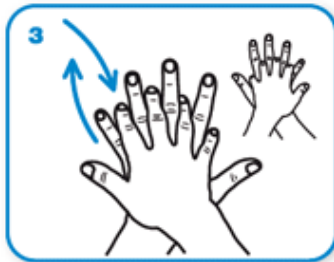
Wet hands with water



apply enough soap to cover all hand surfaces.



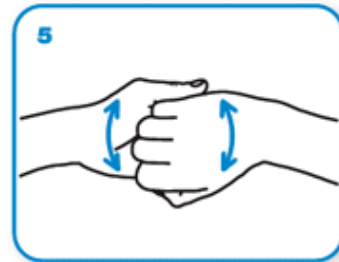
Rub hands palm to palm



right palm over left dorsum
with interlaced fingers
and vice versa



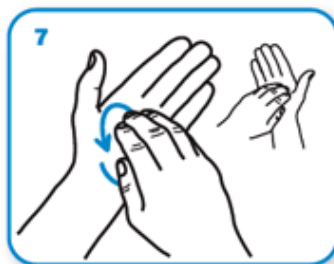
palm to palm with fingers
interlaced



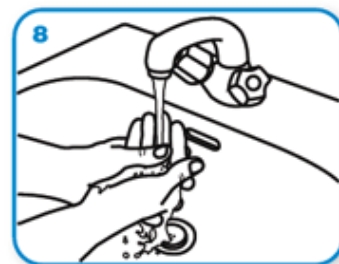
backs of fingers to opposing
palms with fingers interlocked



rotational rubbing of left thumb
clasped in right palm
and vice versa



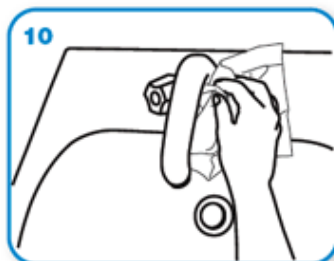
rotational rubbing, backwards
and forwards with clasped
fingers of right hand in left
palm and vice versa.



Rinse hands with water



dry thoroughly with a single
use towel



use towel to turn off faucet



...and your hands are safe.

Unit of Inquiry

Learning Intention: We are learning about Earth and Space.

Success Criteria: We will be able to identify that we live on the planet earth and recognise the difference between Land and Water.



World
(P310)



Manilla Central School



Kindergarten

THURSDAY

Phonics

Learning Intention: We are learning to read and write our phonemes in words.

Success Criteria: We will be able to use our phonemes to read, make and spell the following words.

ACTIVITY 1: Practise saying your phonemes.




ACTIVITY 2: Practise writing your phonemes.

ACTIVITY 3: Complete the activity sheet.

s m c t

g p a o

How I feel about my work today ...

		
---	---	---

Camera Word Activity Grid

My words for this week are:

I the was

Use your camera words from this week to complete the activities below.

Rainbow

write your words, three times each.

Write your words with **red** vowels and **blue** consonants.

Write your words on the computer and

print them out.

Use magnetic letters or scrabble tiles to spell each of your words.



Write your words in a pyramid:

c
ca
cat


Find your words in magazines or newspapers then



cut them out and glue them on paper.

Draw a picture and
'hide'
your words in the picture.

Write a sentence for each of your words.

the cat 


Write your words in alphabetical order.

a b c

Camera Words

Learning Intention: We are learning to read and write our camera words automatically.

Success Criteria: We will be able to read the words and write them from memory.



Vocabulary

Learning Intention: We are learning to define new words to support our Unit of Inquiry.

Success Criteria: We will define the words using the Frayer model. We will describe what it is, what it is not and draw an image to help us remember the word.

Word <h1>country</h1>	What It is
Draw it	What it is not


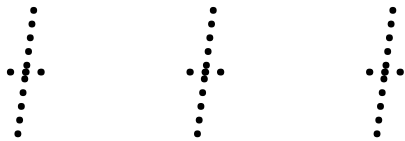
How I Feel about my work today ...

Handwriting

Learning Intention: We are learning to correctly form our letters in NSW foundation font.

Success Criteria: We will trace each initial letter and then continue the same formation, with spaces, until the end of the line.



Reading

Learning Intention: We are learning to point to words in our readers.

Success Criteria: We will be able to point 1 to 1 and keep track with our finger.

We will be able to identify camera words in the writing.

We will be able to identify known phonemes.

Guided readers are in your pack.

Writing - Thursday

Learning Intention: We are learning to write a sentence about the picture, using correct spelling and punctuation.

Success Criteria: We will be able to write a sentence using:

- Capital letters at the start.
- Spaces between words.
- Say your words slowly and write the phonemes you can hear.
- Full stop at the end.



How I feel about my work today ...

😊 😐 😞

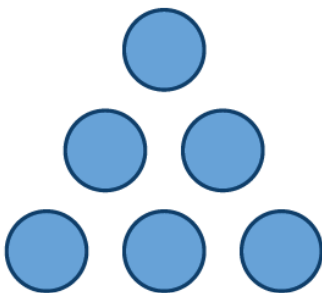
Number Talk

Learning Intention: We are learning to think like mathematicians.

Success Criteria: We will be able to talk to an adult about what we notice on the cards below.

Look for combinations you may know, doubles, dice patterns, domino patterns and pairs.

Number Talks: Subitising



Conceptual Subitising



Number Talks: Subitising

Specific questions to ask include:

- How many dots did you see?
- How did you see it?
- Is there another way to see this pattern?

Perceptual Subitising



How I feel about my work today ...



Numeral Practise

Learning Intention: We are learning to correctly form our numerals in NSW foundation font.

Success Criteria: We will trace each initial numeral and then continue the same formation, with spaces, until the end of the line.

3

3

3

3

3

4

4

4

4

4

5

5

5

5

5

How I feel about my work today ...



Mathematics Activity

Learning Intention: We are learning to add and subtract numbers to 10.

Success Criteria: We will be able to count to 20. Add and subtract to 10.

Represent our ideas in pictures and with counters.

Counting: Count forwards and backwards to 20.

Subtracting Dice:

Roll 2 dice and count the dots. Take the smaller number away from the larger number. How many are left?



How I feel about my work today ...



Fitness


Learning Intention: We are learning to develop defending skills and the object control skills of catching, throwing, kicking and striking.

Success Criteria: We will be able to intercept a ball from an opponent.

Game: 4 Square

What you need

- > Indoor or outdoor playing area
- > Variety of balls of different size, weight and density
- > 10 marker cones
- > Coloured bibs



Group Management:

- ♦ Two opposing sides
- ♦ A playing area is divided into 4 and a player from each team goes into a square.

Description:

The team in possession of the ball passes it to team-mates in any of the 4 squares, trying to avoid interception. Players remain in their square.

One team takes possession of the ball (receivers) and tries to make as many passes as possible between themselves. The other team (interceptors) tries to intercept the ball.

Players can pass in any direction – no running with the ball.

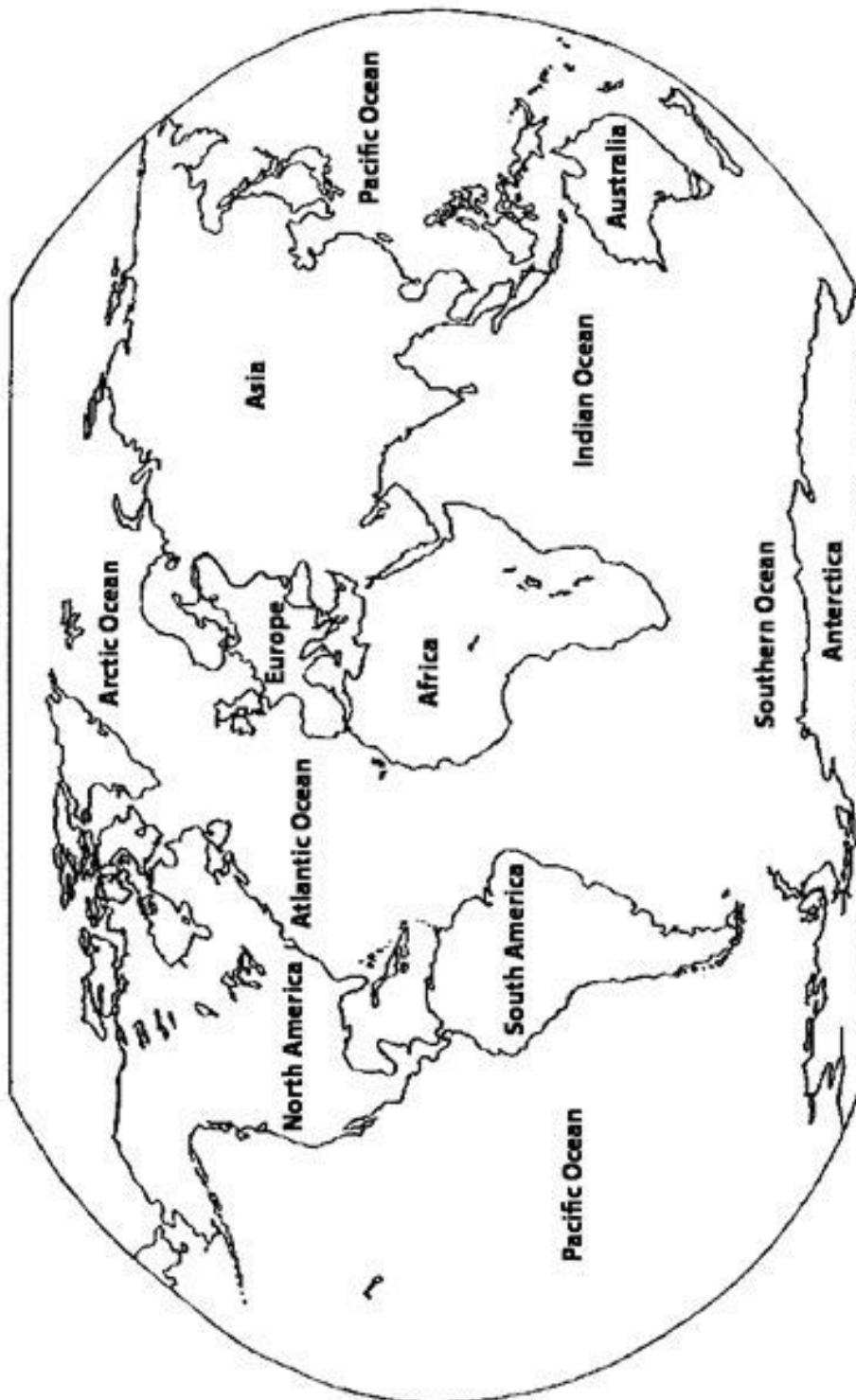
All players must remain in their own square.

If the interceptors catch the ball or knock it out of play, they take possession.

Unit of Inquiry

Learning Intention: We are learning to identify Australia on a world map.

Success Criteria: We will be able to find and colour Australia on a world map.



COOL2BKIDS.COM

Manilla Central School



Kindergarten

FRIDAY

Phonics

Learning Intention: We are learning to read and write our phonemes in words.

Success Criteria: We will be able to use our phonemes to read, make and spell the following words.

ACTIVITY 1: Practise saying your phonemes.




ACTIVITY 2: Practise writing your phonemes.

ACTIVITY 3: Complete the activity sheet.

s m c t

g p a o

How I feel about my work today ...

Camera Word Activity Grid

My words for this week are:

I the was

Use your camera words from this week to complete the activities below.

Rainbow

write your words, three times each.

Write your words with **red** vowels and **blue** consonants.

Write your words on the computer and

print them out.

Use magnetic letters or scrabble tiles to spell each of your words.



Write your words in a pyramid:

c
ca
cat

Find your words in magazines or newspapers then



cut them out and glue them on paper.

Draw a picture and
'hide'
your words in the picture.

Write a sentence for each of your words.

the cat 


Write your words in alphabetical order.

a b c

Camera Words

Learning Intention: We are learning to read and write our camera words automatically.

Success Criteria: We will be able to read the words and write them from memory.



Vocabulary

Learning Intention: We are learning to define new words to support our Unit of Inquiry.

Success Criteria: We will define the words using the Frayer model. We will describe what it is, what it is not and draw an image to help us remember the word.

Word <h1>Australia</h1>	What It is
Draw it	What it is not

How I feel about my work today ...

Handwriting

Learning Intention: We are learning to correctly form our letters in NSW foundation font.

Success Criteria: We will trace each initial letter and then continue the same formation, with spaces, until the end of the line.




a a a

.....

o o o

.....

How I feel about my work today ...

		
---	---	---

Reading

Learning Intention: We are learning to point to words in our readers.

Success Criteria: We will be able to point 1 to 1 and keep track with our finger.

We will be able to identify camera words in the writing.

We will be able to identify known phonemes.

Guided readers are in your pack.

Writing - Friday

Learning Intention: We are learning to write a sentence about the picture, using correct spelling and punctuation.

Success Criteria: We will be able to write a sentence using:

- Capital letters at the start.
- Spaces between words.
- Say your words slowly and write the phonemes you can hear.
- Full stop at the end.



How I feel about my work today ...

😊 😐 😞

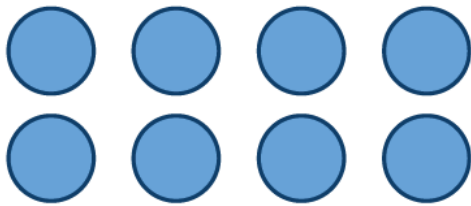
Number Talk

Learning Intention: We are learning to think like mathematicians.

Success Criteria: We will be able to talk to an adult about what we notice on the cards below.

Look for combinations you may know, doubles, dice patterns, domino patterns and pairs.

Number Talks: Subitising



Conceptual Subitising



Number Talks: Subitising

Specific questions to ask include:

- How many dots did you see?
- How did you see it?
- Is there another way to see this pattern?

Perceptual Subitising



How I feel about my work today ...






Numeral Practise

Learning Intention: We are learning to correctly form our numerals in NSW foundation font.

Success Criteria: We will trace each initial numeral and then continue the same formation, with spaces, until the end of the line.



How I feel about my work today ...

		
---	---	---

Mathematics Activity

Learning Intention: We are learning to add and subtract numbers to 10.

Success Criteria: We will be able to count to 20. Add and subtract to 10.

Represent our ideas in pictures and with counters.

Counting: Count forwards and backwards to 20.

Subtracting Dice:

Roll 2 dice and count the dots. Take the smaller number away from the larger number. How many are left?



How I feel about my work today ...



Fitness


Learning Intention: We are learning to develop defending skills and the object control skills of catching, throwing, kicking and striking.

Success Criteria: We will be able to intercept a ball from an opponent.

Game: 4 Square

What you need

- > Indoor or outdoor playing area
- > Variety of balls of different size, weight and density
- > 10 marker cones
- > Coloured bibs



Group Management:

- ♦ Two opposing sides
- ♦ A playing area is divided into 4 and a player from each team goes into a square.

Description:

The team in possession of the ball passes it to team-mates in any of the 4 squares, trying to avoid interception. Players remain in their square.

One team takes possession of the ball (receivers) and tries to make as many passes as possible between themselves. The other team (interceptors) tries to intercept the ball.

Players can pass in any direction – no running with the ball.

All players must remain in their own square.

If the interceptors catch the ball or knock it out of play, they take possession.

Story and Craft Activity

Learning Intention: We are learning to listen to and enjoy reading stories.

Success Criteria: We will listen to a story being read at home or from the links below and create a craft activity to support the story.

Book title	You tube link	Craft link
The Brother Quibble	https://www.youtube.com/watch?v=-tgoooFinNc	Paper Crown https://www.dltk-kids.com/crafts/mcrown.htm
Arnie the donut	https://www.youtube.com/watch?v=6E67n1vZZjQ	Paper Pate Donut https://www.theresourcefulmama.com/paper-plate-donuts-craft/
Snapsy the alligator	https://www.youtube.com/watch?v=yU8OJWAZmZo	Alligator Craft https://www.easypeasyandfun.com/tag/crocodile-crafts/
Clark the shark	https://www.youtube.com/watch?v=lgZRMptA0Lk	Shark Craft https://iheartcraftythings.com/newspaper-shark-craft.html
The Hula-Hoopin' Queen	https://www.youtube.com/watch?v=op9Bc7GWCuw	Craft https://www.youtube.com/watch?v=yE5G0cmHNj4
Sophie's Master-piece	https://www.storylineonline.net/books/sophies-masterpiece/	https://www.redtedart.com/easy-spider-crafts-for-kids/
Wilfrid Gordon McDonald Partridge	https://www.storylineonline.net/books/wilfrid-gordon-mcdonald-partridge/	Create your own memory box https://memorylanetherapy.com/memory-boxes-activities-for-seniors/
Hey that's my monster	https://www.storylineonline.net/books/hey-thats-monster/	Monster Craft https://www.livewellplaytogether.com/shape-monster-craft/
Peter Rabbit	https://www.storylineonline.net/books/peter-rabbit/	Peter Rabbit Puppets http://www.dotcomwomen.com/crafts/peter-rabbit-puppets-easter-crafts/4214/

Additional Brain Break and Fitness Options

Would You Rather	<ul style="list-style-type: none"> ◆ https://www.youtube.com/watch?v=G3y5rmgHBgs&t=8s ◆ https://www.youtube.com/watch?v=-CYt769q0tk ◆ https://www.youtube.com/watch?v=jAuhWjMRCpg&t=150s ◆ https://www.youtube.com/watch?v=-CYt769q0tk ◆ https://www.youtube.com/watch?v=_6QNdtmP4Tw
Just Dance	<p>Choose 2 of your favourite Just Dance videos from the below YouTube channel:</p> <p>https://www.youtube.com/user/justdancegame/videos</p>
Go Noodle	<p>Choose 2 of your favourite Go Noodle videos from the below YouTube channel:</p> <p>https://www.youtube.com/user/GoNoodleGames</p>
Weekly Fitness Challenge	<p>Time yourself to see how many squats you can do in 1 minute. Record your effort each day.</p>
Cosmic Kids	<p>Choose one of your favourite Cosmic Yoga videos from the below YouTube channel:</p> <p>https://www.youtube.com/user/CosmicKidsYoga</p>
Other Ideas	<ul style="list-style-type: none"> ◆ Practise throwing and catching with a family member, or a wall. ◆ Play 'Piggy in the Middle' ◆ Play a game of Handball ◆ Create an obstacle course around the backyard ◆ Go for a walk, and maintain social distancing.