

Manilla Central School



Kindergarten Home Learning

Week 3, Term 2

2020

Timetable: Term 2 Week 2

Time	Monday	Tuesday	Wednesday	Thursday	Friday
9:10-10:10	English Phonics Camera Words Vocabulary Brain Break + Crunch n' Sip	English Phonics Camera Words Vocabulary Brain Break + Crunch n' Sip	English Phonics Camera Words Vocabulary Brain Break + Crunch n' Sip	English Phonics Camera Words Vocabulary Brain Break + Crunch n' Sip	English Phonics Camera Words Vocabulary Brain Break + Crunch n' Sip
10:10-11:10	Handwriting Reading Writing Task Reading Eggs	Handwriting Reading Writing Task Reading Eggs	Handwriting Reading Writing Task Reading Eggs	Handwriting Reading Writing Task Reading Eggs	Handwriting Reading Writing Task Reading Eggs
Break					
11:40-11:50	Storyline Online	Storyline Online	Storyline Online	Storyline Online	Storyline Online
11:50-12:40	Mathematics: Number Talk Numeral Formation Booklet Activity	Mathematics: Number Talk Numeral Formation Booklet Activity	Mathematics: Number Talk Numeral Formation Booklet Activity	Mathematics: Number Talk Numeral Formation Booklet Activity	Mathematics: Number Talk Numeral Formation Booklet Activity
12:40-1:40	PDHPE: Fitness	PDHPE: Fitness PDH Content	PDHPE: Fitness	PDHPE: Fitness PDH Content	PDHPE: Fitness
Break					
2:10-3:10	Unit of Inquiry HSIE/Science	Unit of Inquiry HSIE/Science	Unit of Inquiry HSIE/Science	Unit of Inquiry HSIE/Science	Unit of Inquiry CAPA

Manilla Central School



Kindergarten

MONDAY

Phonics

Learning Intention: We are learning to read and write our phonemes in words.

Success Criteria: We will be able to use our phonemes to read, make and spell the following words.


ACTIVITY 1: Practise saying your phonemes.

ACTIVITY 2: Practise writing your phonemes.

ACTIVITY 3: Complete the activity sheet.





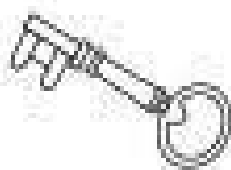


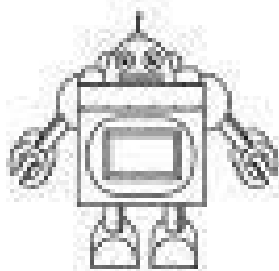
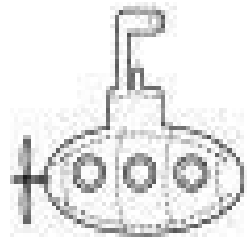
r l d b

f h u i



Practicing Letter Sounds

Say the name of the picture and circle the letter that matches the beginning sound.

 b c v	 q u t	 g d f
 o t v	 h e k	 x c r
 m p h	 n r w	 s z o

Phonics

How I feel about my work today ...



Activity

Camera Word Activity Grid

My words for this week are:

day of a

Use your camera words from this week to complete the activities below.

Rainbow

write your words, three times each.

Write your words with **red** vowels and **blue** consonants.

Write your words on the computer and

print them out.

Use magnetic letters or scrabble tiles to spell each of your words.



Write your words in a pyramid:

c
ca
cat

Find your words in magazines or newspapers then



cut them out and glue them on paper.

Draw a picture and
'hide'
your words in the picture.

Write a sentence for each of your words.

the cat 


Write your words in alphabetical order.

a b c

Camera Words

Learning Intention: We are learning to read and write our camera words automatically.

Success Criteria: We will be able to read the words and write them from memory.



Vocabulary

Learning Intention: We are learning to define new words to support our Unit of Inquiry.

Success Criteria: We will define the words using the Frayer model. We will describe what it is, what it is not and draw an image to help us remember the word.

Word weather	What It is
Draw it	What it is not

How I feel about my work today ...



Handwriting

Learning Intention: We are learning to correctly form our letters in NSW foundation font.




Success Criteria: We will trace each initial letter and then continue the same formation, with spaces, until the end of the line.

r r

r _____

l l l

How I feel about my work today ...

		
---	---	---

Reading

Learning Intention: We are learning to point to words in our readers.

Success Criteria: We will be able to point 1 to 1 and keep track with our finger.

We will be able to identify camera words in the writing.

We will be able to identify known phonemes.

Guided readers are in your pack.

Writing - Monday

Learning Intention: We are learning to write a sentence about the picture, using correct spelling and punctuation.

Success Criteria: We will be able to write a sentence using:

- Capital letters at the start.
- Spaces between words.
- Say your words slowly and write the phonemes you can hear.
- Full stop at the end.

DINGO



How I feel about my work today ...

😊 😐 😞

Number Talk

Learning Intention: We are learning to think like mathematicians.

Success Criteria: We will be able to talk to an adult about what we notice on the cards below.

Look for combinations you may know, doubles, dice patterns, domino patterns and pairs.

Number Talks: Subitising



Conceptual Subitising



Number Talks: Subitising

Specific questions to ask include:

- How many dots did you see?
- How did you see it?
- Is there another way to see this pattern?

Perceptual Subitising



How I feel about my work today ...



Numerals Practise




Learning Intention: We are learning to correctly form our numerals in NSW foundation font.

Success Criteria: We will trace each initial numeral and then continue the same formation, with spaces, until the end of the line.

6

5

How I feel about my work today ...

		
---	---	---

Mathematics Activity

Learning Intention: We are learning to add and subtract numbers to 10.

Success Criteria: We will be able to add and subtract to 10.

Activity: Draw shapes to show combinations of numbers to make a total of 9.

and

and

and

and

How I feel about my work today ...



PDHPE—Daily Fitness Task Week 3

Game: Names

Learning Intention: We are learning to develop throwing, catching and intercepting skills.

Success Criteria: We will be able to throw, catch and intercept a ball.

Equipment/Area:

A playing area big enough for the circles of players

One medium-sized ball per group

Group Management:

Groups of more than 2 players.

Description:

Players in a circle throw a ball to other players in the circle.

An interceptor inside the circle tries to intercept the ball.

Only the interceptor can move.

Players on the circles can't move.

The player throwing the ball calls out a name (the receiver) and passes the ball to that player.

If the ball is intercepted, the thrower changes places with the interceptor, or change after 4 throws.



Unit of Inquiry

Learning Intention: We are learning to observe the weather

Success Criteria: We will be able to describe current weather conditions.

Activity: Filling in a daily weather chart—(on the next page). Keep referring back to it each day to colour a box on the graph matching the day's weather.

Take students outside to observe the current weather conditions and the features of the sky. Emphasise using all their senses.

Model using a streamer blowing in the wind to observe wind strength and use terms like 'light', 'strong' and 'gusty'. Allow students to use streamers. Ask students the following questions.

- How could we describe the weather at the moment?
- What features can you see in the day sky?
- Do you know what season we are in at the moment? What tells us this?
- Do you think this is what the weather is usually like during this season?
- Has the weather changed since this morning? In what way?
- What do you think the weather might do later in the day?
- How is today's weather affecting us – our clothes, playtime, how we feel, what we can do?

What other types of weather do we get here? (If appropriate, discuss setting up a container for collecting and measuring rainfall and a thermometer to measure temperature.)

Unit of Inquiry


Learning Intention: We are learning to observe the weather

Success Criteria: We will be able to describe current weather conditions.

Complete the weather chart each day.

WEATHER CHART

Weather Symbols:



M	T	W	TH	F

How I feel about my work today ...



Manilla Central School



Kindergarten

TUESDAY

Phonics

Learning Intention: We are learning to read and write our phonemes in words.

Success Criteria: We will be able to use our phonemes to read, make and spell the following words.

ACTIVITY 1: Practise saying your phonemes.




ACTIVITY 2: Practise writing your phonemes.

ACTIVITY 3: Complete the activity sheet.

r l d b

f h i u

How I feel about my work today ...

		
---	---	---

Phonics Activity




Make words using the phonemes we have been practising.

s g m p a t c o

u r h b d f i l

Eg sat

How I feel about my work today ...




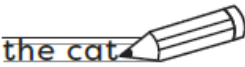
		
---	---	---

Camera Word Activity Grid

My words for this week are:

day of a

Use your camera words from this week to complete the activities below.




<p>Rainbow</p> <p>write your words, three times each.</p>	<p>Write your words with red vowels and blue consonants.</p>	<p>Write your words on the computer and print them out.</p>
<p>Use magnetic letters or scrabble tiles to spell each of your words.</p> <p></p>	<p>Write your words in a pyramid:</p> <p></p>	<p>Find your words in magazines or newspapers then  cut them out and glue them on paper.</p>
<p>Draw a picture and 'hide' your words in the picture.</p>	<p>Write a sentence for each of your words.</p> <p></p>	<p>Write your words in alphabetical order.</p> <p>a b c</p>

Camera Words

Learning Intention: We are learning to read and write our camera words automatically.

Success Criteria: We will be able to read the words and write them from memory.

How I feel about my work today ...

		
---	---	---

Vocabulary

Learning Intention: We are learning to define new words to support our Unit of Inquiry.

Success Criteria: We will define the words using the Frayer model. We will describe what it is, what it is not and draw an image to help us remember the word.

Word day	What It is
Draw it	What it is not

How I feel about my work today ...

Handwriting

Learning Intention: We are learning to correctly form our letters in NSW foundation font.




Success Criteria: We will trace each initial letter and then continue the same formation, with spaces, until the end of the line.

b b b

—

f f f

How I feel about my work today ...

		
---	---	---

Reading

Learning Intention: We are learning to point to words in our readers.

Success Criteria: We will be able to point 1 to 1 and keep track with our finger.

We will be able to identify camera words in the writing.

We will be able to identify known phonemes.

Guided readers are in your pack.

Writing - Tuesday

Learning Intention: We are learning to write a sentence about the picture, using correct spelling and punctuation.

Success Criteria: We will be able to write a sentence using:

- Capital letters at the start.
- Spaces between words.
- Say your words slowly and write the phonemes you can hear.
- Full stop at the end.

BARN OWL



How I feel about my work today ...

😊 😐 😞

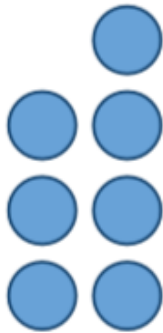
Number Talk

Learning Intention: We are learning to think like mathematicians.

Success Criteria: We will be able to talk to an adult about what we notice on the cards below.

Look for combinations you may know, doubles, dice patterns, domino patterns and pairs.

Number Talks: Subitising



Conceptual Subitising



Number Talks: Subitising

Specific questions to ask include:

- How many dots did you see?
- How did you see it?
- Is there another way to see this pattern?

Perceptual Subitising



How I feel about my work today ...



Numerals Practise

Learning Intention: We are learning to correctly form our numerals in NSW foundation font.




Success Criteria: We will trace each initial numeral and then continue the same formation, with spaces, until the end of the line.

3

3

2 2

How I feel about my work today ...

		
---	---	---

Mathematics Activity

Learning Intention: We are learning to share equally

Success Criteria: We will be able to equally share a quantity of items.

How I feel about my work today ...



Sharing Between Three

Colour and cut out the apples and share them equally between the three children.



Olivia Walker Worksheets © 2018



PDHPE—Daily Fitness Task Week 3

Game: Names

Learning Intention: We are learning to develop throwing, catching and intercepting skills.

Success Criteria: We will be able to throw, catch and intercept a ball.

Equipment/Area:

A playing area big enough for the circles of players

One medium-sized ball per group

Group Management:

Groups of more than 2 players.

Description:

Players in a circle throw a ball to other players in the circle.

An interceptor inside the circle tries to intercept the ball.

Only the interceptor can move.

Players on the circles can't move.

The player throwing the ball calls out a name (the receiver) and passes the ball to that player.

If the ball is intercepted, the thrower changes places with the interceptor, or change after 4 throws.



PDHPE

Learning Intention: We are learning to stay safe near the road

Success Criteria: We will be able to be safe around roads.

Discuss:

- **What does road safety mean?**
- **How do we use the road?** Look at the different ways people use a road – drive, walk, ride
- **Who do we travel with to keep us safe?** Adults are responsible for a child's safety
- **When you travel as a pedestrian, when should you hold an adult's hand?** – near vehicles, roads, footpaths, car parks, driveways, bicycle tracks, unfenced yards, homes and farms. Crossing the roads, near buses, trains etc.
 - **Always hold an adult's hand to cross the road –**

Colour



Unit of Inquiry

Learning Intention: We are learning to observe the weather

Success Criteria: We will be able to describe current weather conditions.

Activity:

Complete the weather chart found in Monday section for today.

Draw the type of clothes you wear with the current weather.

Manilla Central School



Kindergarten

WEDNESDAY

Phonics

Learning Intention: We are learning to read and write our phonemes in words.

Success Criteria: We will be able to use our phonemes to read, make and spell the following words.

ACTIVITY 1: Practise saying your phonemes.




ACTIVITY 2: Practise writing your phonemes.

ACTIVITY 3: Complete the activity sheet.


r l d b


f h i u


How I feel about my work today ...


		
---	---	---

Phonics Activity sheet


 = ____ i g

 = ____ a t

 = ____ o u s e

 = ____ o g

 = ____ o n k e y

 = ____ a b b i t

How I feel about my work today ...







Camera Word Activity Grid

My words for this week are:

day of a

Use your camera words from this week to complete the activities below.




<p>Rainbow</p> <p>write your words, three times each.</p>	<p>Write your words with red vowels and blue consonants.</p>	<p>Write your words on the computer and print them out.</p>
<p>Use magnetic letters or scrabble tiles to spell each of your words.</p> <p></p>	<p>Write your words in a pyramid:</p> <p></p>	<p>Find your words in magazines or newspapers then  cut them out and glue them on paper.</p>
<p>Draw a picture and 'hide' your words in the picture.</p>	<p>Write a sentence for each of your words.</p> <p></p>	<p>Write your words in alphabetical order.</p> <p>a b c</p>

Camera Words

Learning Intention: We are learning to read and write our camera words automatically.

Success Criteria: We will be able to read the words and write them from memory.

How I feel about my work today ...

		
---	---	---

Vocabulary

Learning Intention: We are learning to define new words to support our Unit of Inquiry.

Success Criteria: We will define the words using the Frayer model. We will describe what it is, what it is not and draw an image to help us remember the word.

Word morning	What It is
Draw it	What it is not

How I Feel about my work today ...

Handwriting

Learning Intention: We are learning to correctly form our letters in NSW foundation font.




Success Criteria: We will trace each initial letter and then continue the same formation, with spaces, until the end of the line.

l l l _____

u u u _____

r r r _____

How I feel about my work today ...

		
---	---	---

Reading

Learning Intention: We are learning to point to words in our readers.

Success Criteria: We will be able to point 1 to 1 and keep track with our finger.

We will be able to identify camera words in the writing.

We will be able to identify known phonemes.

Guided readers are in your pack.

Writing - Wednesday

Learning Intention: We are learning to write a sentence about the picture, using correct spelling and punctuation.

Success Criteria: We will be able to write a sentence using:

- Capital letters at the start.
- Spaces between words.
- Say your words slowly and write the phonemes you can hear.
- Full stop at the end.

BILBY



How I feel about my work today ...

😊 😐 😞

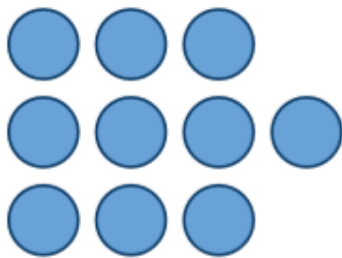
Number Talk

Learning Intention: We are learning to think like mathematicians.

Success Criteria: We will be able to talk to an adult about what we notice on the cards below.

Look for combinations you may know, doubles, dice patterns, domino patterns and pairs.

Number Talks: Subitising



Conceptual Subitising



Number Talks: Subitising

Specific questions to ask include:

- How many dots did you see?
- How did you see it?
- Is there another way to see this pattern?

Perceptual Subitising



How I feel about my work today ...



Numerals Practise

Learning Intention: We are learning to correctly form our numerals in NSW foundation font.




Success Criteria: We will trace each initial numeral and then continue the same formation, with spaces, until the end of the line.

4 4

—

5 5

How I feel about my work today ...




		
---	---	---

Mathematics Activity

Learning Intention: We are learning about length

Success Criteria: We will be able to compare items by their length.

Activity: Find some leaves in your garden of a variety of lengths. Glue them on the line in order of shortest to tallest.

How I feel about my work today ...		
		

PDHPE—Daily Fitness Task Week 3

Game: Names

Learning Intention: We are learning to develop throwing, catching and intercepting skills.

Success Criteria: We will be able to throw, catch and intercept a ball.

Equipment/Area:

A playing area big enough for the circles of players

One medium-sized ball per group

Group Management:

Groups of more than 2 players.

Description:

Players in a circle throw a ball to other players in the circle.

An interceptor inside the circle tries to intercept the ball.

Only the interceptor can move.

Players on the circles can't move.

The player throwing the ball calls out a name (the receiver) and passes the ball to that player.

If the ball is intercepted, the thrower changes places with the interceptor, or change after 4 throws.



Unit of Inquiry


Learning Intention: We are learning to observe the weather

Success Criteria: We will be able to describe current weather conditions.

Activity:

Complete the weather chart found in Monday section for today.

Draw an activity you could do outside with the current weather.

A large, empty rounded rectangular box with a black border, intended for a student to draw or write an activity they could do outside with the current weather.

Manilla Central School



Kindergarten

THURSDAY

Phonics

Learning Intention: We are learning to read and write our phonemes in words.

Success Criteria: We will be able to use our phonemes to read, make and spell the following words.

ACTIVITY 1: Practise saying your phonemes.




ACTIVITY 2: Practise writing your phonemes.

ACTIVITY 3: Complete the activity sheet.

r l d b

f h i u




How I feel about my work today ...

Phonics Activity sheet

Find your phonemes in magazines and newspapers and glue here.

How I feel about my work today ...

		
---	---	---

Camera Word Activity Grid

My words for this week are:

day of a

Use your camera words from this week to complete the activities below.

Rainbow

write your words, three times each.

Write your words with **red** vowels and **blue** consonants.

Write your words on the computer and

print them out.

Use magnetic letters or scrabble tiles to spell each of your words.



Write your words in a pyramid:

c
ca
cat

Find your words in magazines or newspapers then



cut them out and glue them on paper.

Draw a picture and
'hide'
your words in the picture.

Write a sentence for each of your words.

the cat 


Write your words in alphabetical order.

a b c

Camera Words

Learning Intention: We are learning to read and write our camera words automatically.

Success Criteria: We will be able to read the words and write them from memory.



Handwriting




Learning Intention: We are learning to correctly form our letters in NSW foundation font.

Success Criteria: We will trace each initial letter and then continue the same formation, with spaces, until the end of the line.

d d

—

h h

How I feel about my work today ...		
		

Reading

Learning Intention: We are learning to point to words in our readers.

Success Criteria: We will be able to point 1 to 1 and keep track with our finger.

We will be able to identify camera words in the writing.

We will be able to identify known phonemes.

Guided readers are in your pack.

Writing - Thursday

Learning Intention: We are learning to write a sentence about the picture, using correct spelling and punctuation.

Success Criteria: We will be able to write a sentence using:

- Capital letters at the start.
- Spaces between words.
- Say your words slowly and write the phonemes you can hear.
- Full stop at the end.

CORROBOREE FROG



How I feel about my work today ...

😊 😐 😞

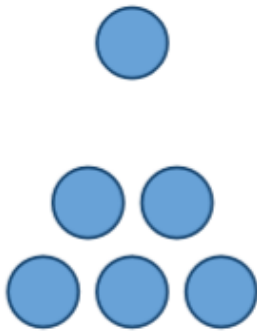
Number Talk

Learning Intention: We are learning to think like mathematicians.

Success Criteria: We will be able to talk to an adult about what we notice on the cards below.

Look for combinations you may know, doubles, dice patterns, domino patterns and pairs.

Number Talks: Subitising



Conceptual Subitising



Number Talks: Subitising

Specific questions to ask include:

- How many dots did you see?
- How did you see it?
- Is there another way to see this pattern?
- What is a different way to show this number?
- How many different ways can you come up with?

Conceptual Subitising



How I feel about my work today ...



Numerals Practise

Learning Intention: We are learning to correctly form our numerals in NSW foundation font.




Success Criteria: We will trace each initial numeral and then continue the same formation, with spaces, until the end of the line.

9 9 9



10 10

How I feel about my work today ...

		
---	---	---


Mathematics Activity

Learning Intention: We are learning about length

Success Criteria: We will be able to compare items by their length.

Activity:

1. Use your playdough to make short and long snakes.
2. Use your paddle pop sticks to make short and long paths. You could also use items you have at home to do this such as lego.
3. Cut some strips of paper into varying lengths and paste them in order shortest to longest.



PDHPE—Daily Fitness Task Week 3

Game: Names

Learning Intention: We are learning to develop throwing, catching and intercepting skills.

Success Criteria: We will be able to throw, catch and intercept a ball.

Equipment/Area:

A playing area big enough for the circles of players

One medium-sized ball per group

Group Management:

Groups of more than 2 players.

Description:

Players in a circle throw a ball to other players in the circle.

An interceptor inside the circle tries to intercept the ball.

Only the interceptor can move.

Players on the circles can't move.

The player throwing the ball calls out a name (the receiver) and passes the ball to that player.

If the ball is intercepted, the thrower changes places with the interceptor, or change after 4 throws.





PDHPE

Learning Intention: We are learning to cross the road safely

Success Criteria: We will be able to cross the road safely

Activity – Discuss the safe places to cross the road. Colour the safe places, cross out the unsafe.



Manilla Central School



Kindergarten

FRIDAY

Phonics

Learning Intention: We are learning to read and write our phonemes in words.

Success Criteria: We will be able to use our phonemes to read, make and spell the following words.

ACTIVITY 1: Practise saying your phonemes.




ACTIVITY 2: Practise writing your phonemes.

ACTIVITY 3: Complete the activity sheet.

r l d b

f h i u

How I feel about my work today ...

Rhyming Words

For each of the below words, find 3 rhyming words.

cat 1 _____ 2 _____ 3 _____

dog 1 _____ 2 _____ 3 _____

pen 1 _____ 2 _____ 3 _____

man 1 _____ 2 _____ 3 _____

bed 1 _____ 2 _____ 3 _____

bun 1 _____ 2 _____ 3 _____

bell 1 _____ 2 _____ 3 _____

hair 1 _____ 2 _____ 3 _____

ring 1 _____ 2 _____ 3 _____

snake 1 _____ 2 _____ 3 _____

meat 1 _____ 2 _____ 3 _____

How I feel about my work today ...



Camera Word Activity Grid

My words for this week are:

day of a

Use your camera words from this week to complete the activities below.

Rainbow

write your words, three times each.

Write your words with **red** vowels and **blue** consonants.

Write your words on the computer and

print them out.

Use magnetic letters or scrabble tiles to spell each of your words.



Write your words in a pyramid:

c
ca
cat

Find your words in magazines or newspapers then



cut them out and glue them on paper.

Draw a picture and
'hide'
your words in the picture.

Write a sentence for each of your words.

the cat 

Write your words in alphabetical order.




a b c

Camera Words

Learning Intention: We are learning to read and write our camera words automatically.

Success Criteria: We will be able to read the words and write them from memory.

How I feel about my work today ...

		
---	---	---

Handwriting




Learning Intention: We are learning to correctly form our letters in NSW foundation font.

Success Criteria: We will trace each initial letter and then continue the same formation, with spaces, until the end of the line.

u u



How I feel about my work today ...

		
---	---	---

Reading

Learning Intention: We are learning to point to words in our readers.

Success Criteria: We will be able to point 1 to 1 and keep track with our finger.

We will be able to identify camera words in the writing.

We will be able to identify known phonemes.

Guided readers are in your pack.

Writing - Friday

Learning Intention: We are learning to write a sentence about the picture, using correct spelling and punctuation.

Success Criteria: We will be able to write a sentence using:

- Capital letters at the start.
- Spaces between words.
- Say your words slowly and write the phonemes you can hear.
- Full stop at the end.

KANGAROO



How I feel about my work today ...

😊 😐 😞

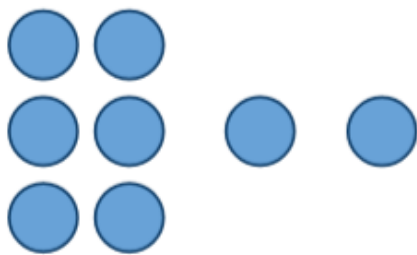
Number Talk

Learning Intention: We are learning to think like mathematicians.

Success Criteria: We will be able to talk to an adult about what we notice on the cards below.

Look for combinations you may know, doubles, dice patterns, domino patterns and pairs.

Number Talks: Subitising



Conceptual Subitising



Number Talks: Subitising

Specific questions to ask include:

- How many dots did you see?
- How did you see it?
- Is there another way to see this pattern?
- What is a different way to show this number?
- How many different ways can you come up with?

Conceptual Subitising



How I feel about my work today ...



Numerals Practise


Learning Intention: We are learning to correctly form our numerals in NSW foundation font.

Success Criteria: We will trace each initial numeral and then continue the same formation, with spaces, until the end of the line.

0 0

—

3 3



Mathematics Activity

Learning Intention: We are learning to make equal groups

Success Criteria: We will be able to make groups with an equal number of items.

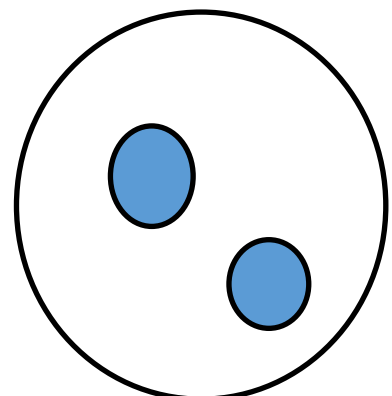
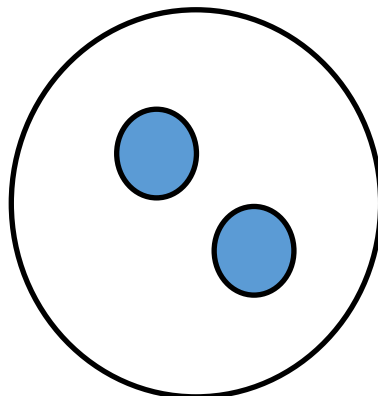
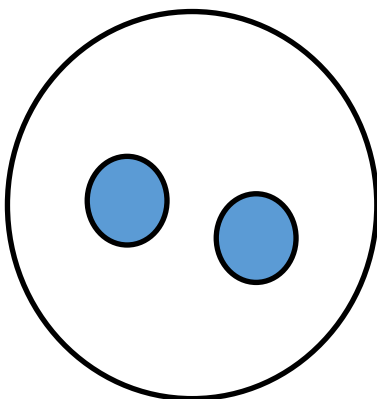
Activity:

Use your dice and counters.


Roll the dice once and this is how many groups you will make (maybe use small dishes or paper plates).

Roll the dice again and that is how many counters to put into each group.




Eg: 1st roll



2nd roll



How I feel about my work today ...

PDHPE—Daily Fitness Task Week 3

Game: Names

Learning Intention: We are learning to develop throwing, catching and intercepting skills.

Success Criteria: We will be able to throw, catch and intercept a ball.

Equipment/Area:

A playing area big enough for the circles of players

One medium-sized ball per group

Group Management:

Groups of more than 2 players.

Description:

Players in a circle throw a ball to other players in the circle.

An interceptor inside the circle tries to intercept the ball.

Only the interceptor can move.

Players on the circles can't move.

The player throwing the ball calls out a name (the receiver) and passes the ball to that player.

If the ball is intercepted, the thrower changes places with the interceptor, or change after 4 throws.



Art and Craft Activity

Learning Intention: We are learning to explore different kinds of subject matter and concepts to make artworks

Success Criteria: We will make a collage using items found in nature.

Activity: See what you can find in your surroundings to make a collage. You might be able to find leaves, nuts, berries, feathers, twigs. Example shown. Paper included to glue onto.



How I feel about my work today ...



Story and Craft Activity

Learning Intention: We are learning to listen to and enjoy reading stories.

Success Criteria: We will listen to a story being read at home or from the links below and create a craft activity to support the story.

Book title	You tube link	Craft link
The Brother Quibble	https://www.youtube.com/watch?v=-tgoooFinNc	Paper Crown https://www.dltk-kids.com/crafts/mcrown.htm
Arnie the donut	https://www.youtube.com/watch?v=6E67n1vZZjQ	Paper Pate Donut https://www.theresourcefulmama.com/paper-plate-donuts-craft/
Snapsy the alligator	https://www.youtube.com/watch?v=yU8OJWAZmZo	Alligator Craft https://www.easypeasyandfun.com/tag/crocodile-crafts/
Clark the shark	https://www.youtube.com/watch?v=lgZRMptA0Lk	Shark Craft https://iheartcraftythings.com/newspaper-shark-craft.html
The Hula-Hoopin' Queen	https://www.youtube.com/watch?v=op9Bc7GWCuw	Craft https://www.youtube.com/watch?v=yE5G0cmHNj4
Sophie's Master-piece	https://www.storylineonline.net/books/sophies-masterpiece/	https://www.redtedart.com/easy-spider-crafts-for-kids/
Wilfrid Gordon McDonald Partridge	https://www.storylineonline.net/books/wilfrid-gordon-mcdonald-partridge/	Create your own memory box https://memorylanetherapy.com/memory-boxes-activities-for-seniors/
Hey that's my monster	https://www.storylineonline.net/books/hey-thats-monster/	Monster Craft https://www.livewellplaytogether.com/shape-monster-craft/
Peter Rabbit	https://www.storylineonline.net/books/peter-rabbit/	Peter Rabbit Puppets http://www.dotcomwomen.com/crafts/peter-rabbit-puppets-easter-crafts/4214/

Additional Brain Break and Fitness Options

Tabata for kids: 20 seconds of rest followed by 10 seconds of recovery.	Choose 2 workouts and complete them from this channel: https://www.youtube.com/playlist?list=PL2ncLjnEN-YI3SVKD3uRbfxfBDdxndGHm						
Just Dance	Choose 2 of your favourite Just Dance videos from the below YouTube channel: https://www.youtube.com/user/justdancegame/videos						
Go Noodle	Choose 2 of your favourite Go Noodle videos from the below YouTube channel: https://www.youtube.com/user/GoNoodleGames						
Weekly Fitness Challenge	Time yourself to see how many pushups you can do in 1 minute. Record your effort each day. <table border="1"><tr><td></td><td></td><td></td><td></td><td></td><td></td></tr></table>						
Mindfulness	<ul style="list-style-type: none">◆ https://www.youtube.com/watch?v=O29e4rRMv4◆ https://www.youtube.com/watch?v=wf5K3pP2IUQ◆ https://www.youtube.com/watch?v=rC0m_-HQcRU						
Other Ideas	<ul style="list-style-type: none">◆ Practise throwing and catching with a family member, or a wall.◆ Kick a ball around.◆ Jump on your trampoline.◆ Play a game of Handball◆ Create an obstacle course around the backyard◆ Go for a walk, and maintain social distancing.						