

Manilla Central School



Stage 1

TUESDAY

Phonics

Learning Intention: We are learning to read and write our phonemes in words.

Success Criteria: We will be able to use our phonemes to read, make and spell the following words.

ACTIVITY 1: Group 1 and Group 2 - Practise saying your phonemes.
Group 3 - Practise saying all known phonemes.

ACTIVITY 2: (All groups) - Practise writing your phonemes on a whiteboard.

ACTIVITY 3: (All groups) - Complete one activity in your Phonics Booklets each day.

Group 1 Mrs Mac	Group 2 Miss Dixon	Group 3 Mrs Holzgal
ll, ss, ff, zz	sh, th, ch, wh	vcc ccvc, cvcc

How I Feel about my work today ...



Camera Words

Learning Intention: We are learning to read and write our camera words automatically.

Success Criteria: We will be able to read the words and write them from memory.

How I feel about my work today ...



Camera Word Activity Grid

My words for this week are:

like do says

Use your camera words from this week to complete the activities below.

Rainbow

write your words, three times each.

Write your words with **red** vowels and **blue** consonants.

Write your words on the computer and

print them out.

Use magnetic letters or scrabble tiles to spell each of your words.



Write your words in a pyramid:

c
ca
cat

Find your words in magazines or newspapers then



cut them out and glue them on paper.

Draw a picture and
'hide'
your words in the picture.

Write a sentence for each of your words.



Write your words in alphabetical order.

a b c

Vocabulary

Learning Intention: We are learning to define new words to support our Unit of Inquiry.

Success Criteria: We will define the words using the Frayer model. We will describe what it is, what it is not and draw an image to help us remember the word.

Word past	What It is
Draw it 	What it is not

How I feel about my work today .



Handwriting

Learning Intention: We are learning to correctly form our letters in NSW foundation font.

Success Criteria: We will trace each initial letter and then continue the same formation, with spaces, until the end of the line.

s

.....

m

.....

c

.....

t

.....

p

.....

a

.....

Blank lined area for writing.

Comment:

Date:

Score:

Band:

Teacher:

Number Talk

Learning Intention: We are learning to identify differences in shapes and explain why ONE shape doesn't belong.

Success Criteria: We will be able to explain why ONE shape doesn't belong by giving a reason using the correct positional language.

How I feel about my work today ...



Numeral Practise

Learning Intention: We are learning to correctly form our numerals in NSW foundation font.

Success Criteria: We will trace each initial numeral and then continue the same formation, with spaces, until the end of the line.

0

1

2

3

4

5

6

7


8

9

How I feel about my work today ...



RAINBOW to 10



$$\underline{\quad} + \underline{\quad} =$$


$$\underline{\quad} + \underline{\quad} =$$

$$\underline{\quad} + \underline{\quad} =$$

$$\underline{\quad} + \underline{\quad} =$$

$$\underline{\quad} + \underline{\quad} =$$

$$\underline{\quad} + \underline{\quad} =$$



$$\underline{\quad} + \underline{\quad} =$$

$$\underline{\quad} + \underline{\quad} =$$

$$\underline{\quad} + \underline{\quad} =$$

$$\underline{\quad} + \underline{\quad} =$$

$$\underline{\quad} + \underline{\quad} =$$

$$\underline{\quad} + \underline{\quad} =$$

PDHPE: Personal Development & Health			
<p>Draw a timeline to show how much you have grown. Include the following:</p> <ul style="list-style-type: none">• A drawing of you when you were a newborn• A drawing of you when you were a toddler and started to crawl• A drawing of you when you started Pre-School• A drawing of you today <p>When you have finished, label each picture to show the stages of growth.</p>			

UNIT OF INQUIRY

What aspects of the past can you see today? What do they tell us?

Draw a picture of the aspects in Manilla that we looked at closely. These include: Manilla Central School, the Manilla Railway Viaduct, the Big Bridge, the Silos, the Chinky Chow Bridge and the stained glass panelling on the shop fronts.

Manilla Central School	
Manilla Railway Viaduct	
Big Bridge	
Chinky Chow Bridge	
Stained glass panelling on the shop fronts	
Write a sentence to outline why YOU think they are important to the Manilla community.	

Manilla Central School



Stage 1

WEDNESDAY

Phonics

Learning Intention: We are learning to read and write our phonemes in words.

Success Criteria: We will be able to use our phonemes to read, make and spell the following words.

ACTIVITY 1: Group 1 and Group 2 - Practise saying your phonemes.
Group 3 - Practise saying all known phonemes.

ACTIVITY 2: (All groups) - Practise writing your phonemes on a whiteboard.

ACTIVITY 3: (All groups) - Complete one activity in your Phonics Booklets each day.

Group 1 Mrs Mac	Group 2 Miss Dixon	Group 3 Mrs Holzgal
ll, ss, ff, zz	sh, th, ch, wh	vcc ccvc, cvcc

How I feel about my work today ...



Camera Words

Learning Intention: We are learning to read and write our camera words automatically.

Success Criteria: We will be able to read the words and write them from memory.

How I feel about my work today ...



Camera Word Activity Grid

My words for this week are:

like do says

Use your camera words from this week to complete the activities below.

Rainbow

write your words, three times each.

Write your words with **red** vowels and **blue** consonants.

Write your words on the computer and

print them out.

Use magnetic letters or scrabble tiles to spell each of your words.



Write your words in a pyramid:

c
ca
cat

Find your words in magazines or newspapers then



cut them out and glue them on paper.

Draw a picture and
'hide'
your words in the picture.

Write a sentence for each of your words.



Write your words in alphabetical order.

a b c

Vocabulary

Learning Intention: We are learning to define new words to support our Unit of Inquiry.

Success Criteria: We will define the words using the Frayer model. We will describe what it is, what it is not and draw an image to help us remember the word.

Word <h1>present</h1>	What It is
Draw it	What it is not

How I Feel about my work today ..



Handwriting

Learning Intention: We are learning to correctly form our letters in NSW foundation font.

Success Criteria: We will trace each initial letter and then continue the same formation, with spaces, until the end of the line.

s

m

c

t

g

p

a

o

Number Talk

Learning Intention: We are learning to identify differences in shapes and explain why ONE shape doesn't belong.

Success Criteria: We will be able to explain why ONE shape doesn't belong by giving a reason using the correct positional language.

How I feel about my work today ...



Numeral Practise

Learning Intention: We are learning to correctly form our numerals in NSW foundation font.

Success Criteria: We will trace each initial numeral and then continue the same formation, with spaces, until the end of the line.

0

1

2

3

4

5

6

7

8

9

How I feel about my work today .



Name: _____

Date: _____

above


in

behind


below

on

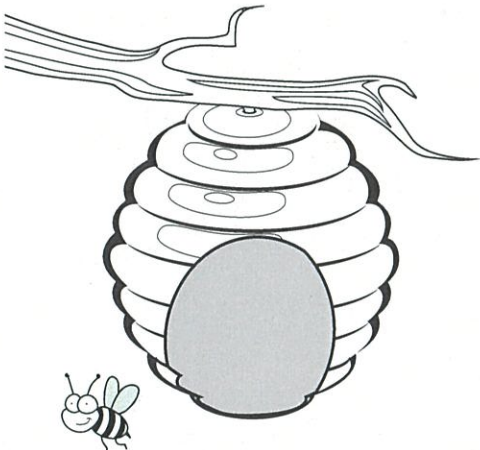
in front



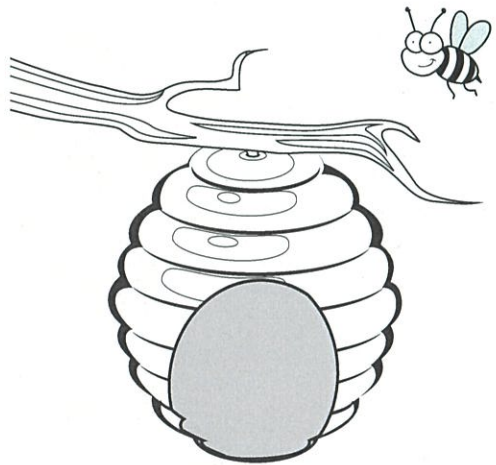
The bee is _____ the hive.




The bee is _____ the hive.



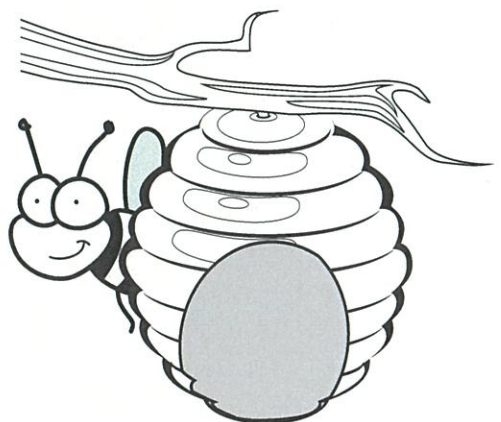
The bee is _____ the hive.



The bee is _____ the hive.



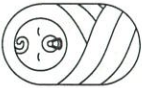


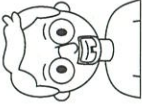
The bee is _____ the branch.



The bee is _____ the hive.

Name _____ Date _____

Human Growth and Change Sorting Activity

<div>A newborn baby</div> <div></div>	<div>A toddler</div> <div></div>	<div>A child</div> <div></div>	<div>An adult</div> <div></div>

Name _____

Date _____

Human Growth and Change Sorting Activity

Cut out the descriptions below. Paste each one into the correct column of the table on the next page.

cannot walk	has about 32 teeth	can drive a car
has no teeth	is losing baby teeth	is learning to ride a bicycle
is beginning to talk	milk is their only food	has a few teeth
body is fully grown	goes to school	has a nap during the day

UNIT OF INQUIRY

What remains of the past are important to the local community? Why?

Think about the building and structures in Manilla we focussed our learning on during Term 1.

Which one did you enjoy learning about?

Write this as your title.

Make a list of everything you learned about the topic.

Write a sentence to outline why YOU enjoyed learning about it.

Manilla Central School



Stage 1

THURSDAY

Phonics

Learning Intention: We are learning to read and write our phonemes in words.

Success Criteria: We will be able to use our phonemes to read, make and spell the following words.

ACTIVITY 1: Group 1 and Group 2 - Practise saying your phonemes.
Group 3 - Practise saying all known phonemes.

ACTIVITY 2: (All groups) - Practise writing your phonemes on a whiteboard.

ACTIVITY 3: (All groups) - Complete one activity in your Phonics Booklets each day.

Group 1 Mrs Mac	Group 2 Miss Dixon	Group 3 Mrs Holzgal
ll, ss, ff, zz	sh, th, ch, wh	vcc ccvc, cvcc

How I feel about my work today ...



Camera Words

Learning Intention: We are learning to read and write our camera words automatically.

Success Criteria: We will be able to read the words and write them from memory.

How I feel about my work today -



Camera Word Activity Grid

My words for this week are:

like do says

Use your camera words from this week to complete the activities below.

Rainbow

write your
words, three
times each.

Write your
words with **red**
vowels and **blue**
consonants.

Write your
words on the
computer and

print
them out.

Use magnetic
letters or scrabble
tiles to spell each
of your words.



Write your words
in a pyramid:

c
ca
cat

Find your words
in magazines or
newspapers then



cut them out
and glue them
on paper.

Draw a
picture and
'hide'
your words in
the picture.

Write
a sentence
for each of
your words.



Write your words
in alphabetical
order.

a b c

Vocabulary

Learning Intention: We are learning to define new words to support our Unit of Inquiry.

Success Criteria: We will define the words using the Frayer model. We will describe what it is, what it is not and draw an image to help us remember the word.

Word future	What It is
Draw it 	What it is not

How I feel about my work today ...



Handwriting

Learning Intention: We are learning to correctly form our letters in NSW foundation font.

Success Criteria: We will trace each initial letter and then continue the same formation, with spaces, until the end of the line.

s

m

c

t

g

p

a

o

Number Talk

Learning Intention: We are learning to identify differences in shapes and explain why ONE shape doesn't belong.

Success Criteria: We will be able to explain why ONE shape doesn't belong by giving a reason using the correct positional language.

How I feel about my work today ...



Numeral Practise

Learning Intention: We are learning to correctly form our numerals in NSW foundation font.

Success Criteria: We will trace each initial numeral and then continue the same formation, with spaces, until the end of the line.

0

1

2

3

4

5

6

7

8


9

How I feel about my work today ...



Name: _____

Date: _____





above beneath right in front left below
next to far on under between

The  is of the .

The  is to the of the .

The  is the bridge.


The  are away.

The  is to the of the .

The  is the .

The  is the bridge.

The  is the .

The  is the .

The  is the .

The  is the rocks.






and the .

Timeline of Me

Past

Present

Future



In the past _____

Now _____

In the future _____

UNIT OF INQUIRY

How have changes in technology shaped our daily life?

Ask an adult (a grandparent would be great!) to describe what kind of technology they remember using when they were younger.

In your booklet, draw a picture of the types of technology they described and label them.

Then, write what they were used for.

Manilla Central School



Stage 1

FRIDAY

Phonics

Learning Intention: We are learning to read and write our phonemes in words.

Success Criteria: We will be able to use our phonemes to read, make and spell the following words.

ACTIVITY 1: Group 1 and Group 2 - Practise saying your phonemes.
Group 3 - Practise saying all known phonemes.

ACTIVITY 2: (All groups) - Practise writing your phonemes on a whiteboard.

ACTIVITY 3: (All groups) - Complete one activity in your Phonics Booklets each day.

Group 1 Mrs Mac	Group 2 Miss Dixon	Group 3 Mrs Holzgal
ll, ss, ff, zz	sh, th, ch, wh	vcc ccvc, cvcc

How I feel about my work today ...



Camera Words

Learning Intention: We are learning to read and write our camera words automatically.

Success Criteria: We will be able to read the words and write them from memory.

How I feel about my work today ...







Camera Word Activity Grid

My words for this week are:

like do says

Use your camera words from this week to complete the activities below.

<p>Rainbow</p> <p>write your words, three times each.</p>	<p>Write your words with red vowels and blue consonants.</p>	<p>Write your words on the computer and</p> <p>print them out.</p>
<p>Use magnetic letters or scrabble tiles to spell each of your words.</p> <p></p>	<p>Write your words in a pyramid:</p> <p></p>	<p>Find your words in magazines or newspapers then</p> <p> cut them out and glue them on paper.</p>
<p>Draw a picture and</p> <p>'hide' your words in the picture.</p>	<p>Write a sentence for each of your words.</p> <p></p>	<p>Write your words in alphabetical order.</p> <p>a b c</p>

Handwriting

Learning Intention: We are learning to correctly form our letters in NSW foundation font.

Success Criteria: We will trace each initial letter and then continue the same formation, with spaces, until the end of the line.

s

m

c

t

g

p

a

o

Number Talk

Learning Intention: We are learning to identify differences in shapes and explain why ONE shape doesn't belong.

Success Criteria: We will be able to explain why ONE shape doesn't belong by giving a reason using the correct positional language.

How I Feel about my work today ...



Numeral Practise

Learning Intention: We are learning to correctly form our numerals in NSW foundation font.

Success Criteria: We will trace each initial numeral and then continue the same formation, with spaces, until the end of the line.

0 _____

1 _____

2 _____

3 _____

4 _____

5 _____

6 _____

7 _____

8 _____


9 _____

How I feel about my work today ...



Name: _____

Date: _____



top

down

behind

in front

far

bottom

up

on

in

near

Jill is going _____ the hill.

The well is _____ of Jill.

Jack is going _____ the hill.

The bird is _____ the well.

The well is at the _____ of the hill.

The water is _____ the bucket.

Jill is at the _____ of the hill.

Jill is _____ from the well.

The well is _____ Jack.

Jack is _____ the well.

PDHPE: Personal Development & Health

List 10 things that you like about yourself:

-
-
-
-
-
-
-
-
-
-

Write a sentence describing 1 thing that you would like to be better at (remember, be kind to yourself!).

UNIT OF INQUIRY

How have changes in technology shaped our daily life?

Draw a picture of one type of technology that has changed since your grandparents were children.

Think about types of transport and communication.

Write a sentence to explain how this has changed daily life.

Story and Craft Activity

Learning Intention: We are learning to listen to and enjoy reading stories.

Success Criteria: We will listen to a story being read at home or from the links below and create a craft activity to support the story.

Book title	You tube link	Craft link
The Brother Quibble	https://www.youtube.com/watch?v=-tgoooFinNc	Paper Crown https://www.dltk-kids.com/crafts/mcrown.htm
Arnie the donut	https://www.youtube.com/watch?v=6E67n1vZZjQ	Paper Pate Donut https://www.theresourcefulmama.com/paper-plate-donuts-craft/
Snapsy the alligator	https://www.youtube.com/watch?v=yU8OJWAZmZo	Alligator Craft https://www.easypeasyandfun.com/tag/crocodile-crafts/
Clark the shark	https://www.youtube.com/watch?v=lgZRMptAOLk	Shark Craft https://iheartcraftythings.com/newspaper-shark-craft.html
The Hula-Hoopin' Queen	https://www.youtube.com/watch?v=op9Bc7GWCuw	Craft https://www.youtube.com/watch?v=yE5G0cmHNj4
Sophie's Masterpiece	https://www.storylineonline.net/books/sophies-masterpiece/	https://www.redtedart.com/easy-spider-crafts-for-kids/
Wilfrid Gordon McDonald Partridge	https://www.storylineonline.net/books/wilfrid-gordon-mcdonald-partridge/	Create your own memory box https://memorylanetherapy.com/memory-boxes-activities-for-seniors/
Hey that's my monster	https://www.storylineonline.net/books/hey-thats-monster/	Monster Craft https://www.livewellplaytogether.com/shape-monster-craft/
Peter Rabbit	https://www.storylineonline.net/books/peter-rabbit/	Peter Rabbit Puppets http://www.dotcomwomen.com/crafts/peter-rabbit-puppets-easter-crafts/4214/

Additional Brain Break and Fitness Options

Would You Rather	<ul style="list-style-type: none"> ♦ https://www.youtube.com/watch?v=G3y5rmgHBgs&t=8s ♦ https://www.youtube.com/watch?v=-CYt769q0tk ♦ https://www.youtube.com/watch?v=jAuhWjMRCpg&t=150s ♦ https://www.youtube.com/watch?v=-CYt769q0tk ♦ https://www.youtube.com/watch?v=_6QNdtmP4Tw
Just Dance	<p>Choose 2 of your favourite Just Dance videos from the below YouTube channel:</p> <p>https://www.youtube.com/user/justdancegame/videos</p>
Go Noodle	<p>Choose 2 of your favourite Go Noodle videos from the below YouTube channel:</p> <p>https://www.youtube.com/user/GoNoodleGames</p>
Weekly Fitness Challenge	<p>Time yourself to see how many squats you can do in 1 minute. Record your effort each day.</p>
Cosmic Kids	<p>Choose one of your favourite Cosmic Yoga videos from the below YouTube channel:</p> <p>https://www.youtube.com/user/CosmicKidsYoga</p>
Other Ideas	<ul style="list-style-type: none"> ♦ Practise throwing and catching with a family member, or a wall. ♦ Play 'Piggy in the Middle' ♦ Play a game of Handball ♦ Create an obstacle course around the backyard ♦ Go for a walk, and maintain social distancing.