

Manilla Central School



Stage 1

MONDAY

Phonics

Learning Intention: We are learning to read and write our phonemes in words.

Success Criteria: We will be able to use our phonemes to read, make and spell the following words.

ACTIVITY 1: Group 1 and Group 2 - Practise saying your phonemes.
Group 3 - Practise saying all known phonemes.

ACTIVITY 2: (All groups) - Practise writing your phonemes on a whiteboard.

ACTIVITY 3: (All groups) - Complete one activity in your Phonics Booklets each day.

| | | |
|--------------------|-----------------------|------------------------|
| Group 1 Mrs Mac | Group 2 Miss Dixon | Group 3 Mrs Holzgal |
| ll, ss, ff, zz | sh, th, ch, wh | vcc ccvc, cvcc |
| | | |

How I feel about my work today ..



Camera Words

Learning Intention: We are learning to read and write our camera words automatically.

Success Criteria: We will be able to read the words and write them from memory.

How I feel about my work today ..



Camera Word Activity Grid

My words for this week are:

what going give

Use your camera words from this week to complete the activities below.

Rainbow

write your words, three times each.

Write your words with **red** vowels and **blue** consonants.

Write your words on the computer and

print them out.

Use magnetic letters or scrabble tiles to spell each of your words.



Write your words in a pyramid:

c
ca
cat

Find your words in magazines or newspapers then



cut them out and glue them on paper.

Draw a picture and
'hide'
your words in the picture.

Write a sentence for each of your words.



Write your words in alphabetical order.

a b c

Vocabulary

Learning Intention: We are learning to define new words to support our Unit of Inquiry.

Success Criteria: We will define the words using the Frayer model. We will describe what it is, what it is not and draw an image to help us remember the word.

| | |
|------------------------------------|-----------------------|
| Word man-made | What It is |
| Draw it | What it is not |

How I feel about my work today ...



Handwriting

Learning Intention: We are learning to correctly form our letters in NSW foundation font.

Success Criteria: We will trace each initial letter and then continue the same formation, with spaces, until the end of the line.

r

.....

l

.....

d

.....

b

.....

f

.....

h

.....

i

.....

u

.....

Blank lined area for writing.

Comment:

Date:

Score:

Band:

Teacher:

Number Talk

Learning Intention: We are learning to identify differences in shapes and explain why ONE shape doesn't belong.

Success Criteria: We will be able to explain why ONE shape doesn't belong by giving a reason using the correct positional language.

How I feel about my work today ..



Numeral Practise

Learning Intention: We are learning to correctly form our numerals in NSW foundation font.

Success Criteria: We will trace each initial numeral and then continue the same formation, with spaces, until the end of the line.

0 _____

1 _____

2 _____

3 _____

4 _____

5 _____

6 _____

7 _____

8 _____

9 _____

How I feel about my work today ..



WHO AM I?

Let's play WHO AM I?

To do this, you need to write a clue in each box below, that will help us to identify 'you'.

| |
|--|
| |
| |
| |
| |
| |
| |

TERM 1 UOI Assessment: Question sheet

| | | |
|------------|--|--|
| Question 1 | What is a timeline? | |
| | a | A description of the days weather. |
| | b | A list of events in the order they happened. |
| Question 2 | The past refers to any time after now. Is that statement... | |
| | a | True |
| | b | False |
| Question 3 | The present is... | |
| | a | Something that has already happened. |
| | b | This very moment in time. |
| Question 4 | The future has already happened. Is that statement... | |
| | a | True |
| | b | False |
| Question 5 | If something is made by nature it means that it cannot be made by man. Give as many example as you can of thing that occurs naturally. | |
| | | |
| | | |
| Question 6 | A manmade product is something that is made by humans. Give as many examples as you can of manmade products. | |
| | | |
| | | |
| Question 7 | The term 'local' refers to an area close to a particular place. Is that... | |
| | a | True |
| | b | False |
| | Not sure | |

Manilla Central School



Stage 1

TUESDAY

Phonics

Learning Intention: We are learning to read and write our phonemes in words.

Success Criteria: We will be able to use our phonemes to read, make and spell the following words.

ACTIVITY 1: Group 1 and Group 2 - Practise saying your phonemes.
Group 3 - Practise saying all known phonemes.

ACTIVITY 2: (All groups) - Practise writing your phonemes on a whiteboard.

ACTIVITY 3: (All groups) - Complete one activity in your Phonics Booklets each day.

| Group 1 Mrs Mac | Group 2 Miss Dixon | Group 3 Mrs Holzgal |
|--------------------|-----------------------|------------------------|
| ll, ss, ff, zz | sh, th, ch, wh | vcc ccvc, cvcc |
| | | |

How I feel about my work today ...



Camera Words

Learning Intention: We are learning to read and write our camera words automatically.

Success Criteria: We will be able to read the words and write them from memory.

How I feel about my work today ...







Camera Word Activity Grid

My words for this week are:

what going give

Use your camera words from this week to complete the activities below.

| | | |
|---|--|---|
| <p>Rainbow write your words, three times each.</p> | <p>Write your words with red vowels and blue consonants.</p> | <p>Write your words on the computer and print them out.</p> |
| <p>Use magnetic letters or scrabble tiles to spell each of your words.</p> <p></p> | <p>Write your words in a pyramid:</p> <p></p> | <p>Find your words in magazines or newspapers then  cut them out and glue them on paper.</p> |
| <p>Draw a picture and 'hide' your words in the picture.</p> | <p>Write a sentence for each of your words.</p> <p> the cat</p> | <p>Write your words in alphabetical order.</p> <p>a b c</p> |

Vocabulary

Learning Intention: We are learning to define new words to support our Unit of Inquiry.

Success Criteria: We will define the words using the Frayer model. We will describe what it is, what it is not and draw an image to help us remember the word.

| | |
|-----------------------------------|-----------------------|
| Word natural | What It is |
| Draw it | What it is not |

How I Feel about my work today ..



Handwriting

Learning Intention: We are learning to correctly form our letters in NSW foundation font.

Success Criteria: We will trace each initial letter and then continue the same formation, with spaces, until the end of the line.

r



l



d



b



f



h



i



u



Number Talk

Learning Intention: We are learning to identify differences in shapes and explain why ONE shape doesn't belong.

Success Criteria: We will be able to explain why ONE shape doesn't belong by giving a reason using the correct positional language.

How I feel about my work today ...



Numeral Practise

Learning Intention: We are learning to correctly form our numerals in NSW foundation font.

Success Criteria: We will trace each initial numeral and then continue the same formation, with spaces, until the end of the line.

0 _____

1 _____

2 _____

3 _____

4 _____

5 _____

6 _____

7 _____

8 _____

9 _____



How I feel about my work today ...



Share 10 carrots between 2 rabbits.







each



Share 15 bananas between 5 gorillas.




each



Share 8 sweets between 2 boys.



each



Share 12 carrots between 2 rabbits.



each



Share 20 bananas between 5 gorillas.



each



Share 16 sweets between 2 boys.





each



Share 6 carrots between 2 rabbits.





each



Share 10 bananas between 5 gorillas.





each



Share 14 sweets between 2 boys.


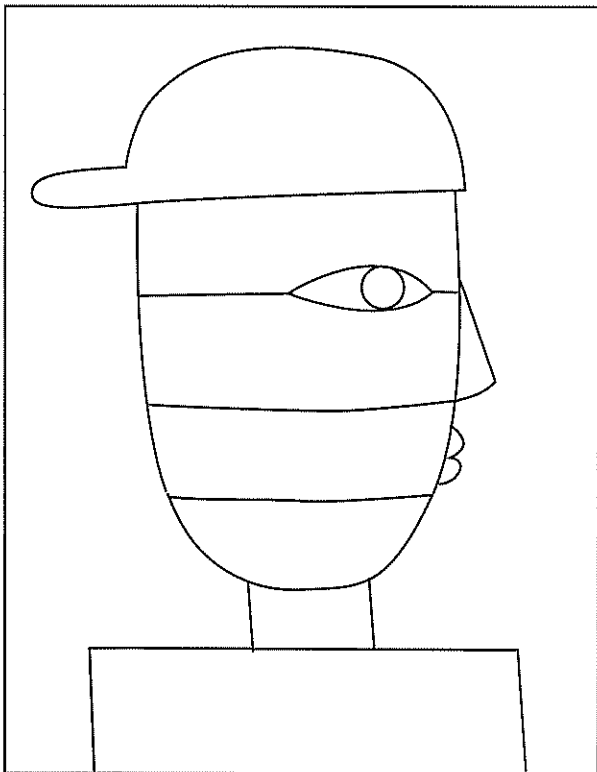
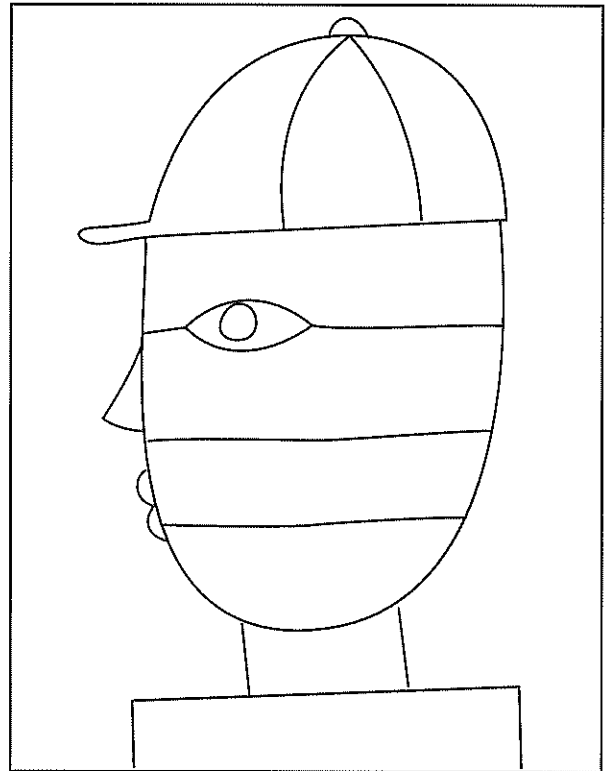
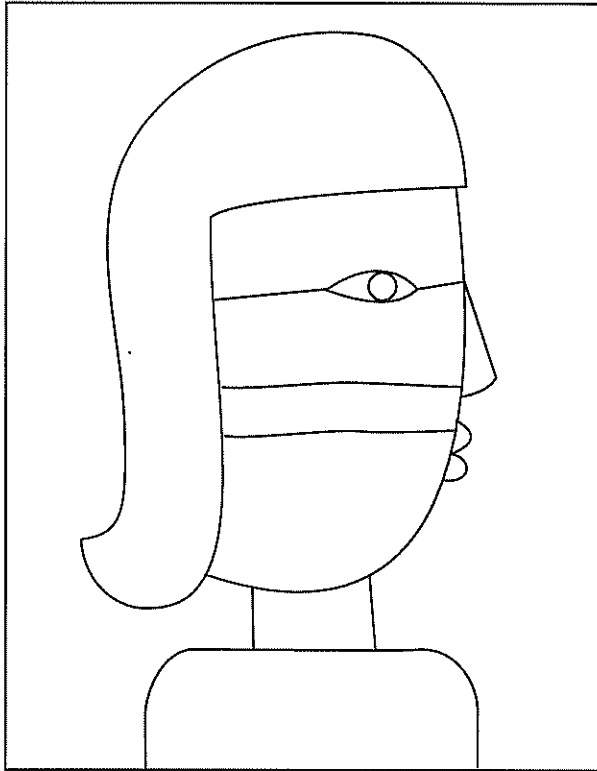


each




Nate Williams Self Portraits

Line Drawing Ideas



©artprojectsforkids.org



| | | |
|------------|---|--|
| Question 8 | Outline as many aspects of the past as you can, that can be seen in our local area in present day Manila. | |
| | | |

| | | |
|------------|---|--|
| Question 9 | Thinking about the examples you gave in the previous question, outline why you think they still remain a part of the town. In other words, why haven't they been demolished (pulled or knocked down). | |
| | | |

| | | |
|-------------|--|--|
| Question 10 | The Manila Railway Bridge (Viaduct) crosses over the Namoi River, through the Showground and to Manila Railway Station. (the station is not there anymore). Some Manila residents would like this to remain a part of our town. Outline why YOU think, some people want to preserve the viaduct. | |
| | | |

| | | |
|-------------|--|----------|
| Question 11 | Aboriginal people lived in Manila long before white settlers did. Is this statement... | |
| | a | True |
| | b | False |
| | c | Not sure |

| | | |
|-------------|---|----------|
| Question 12 | Trains used to cart grain from the Manila Railway Station. Is this statement... | |
| | a | True |
| | b | False |
| | c | Not sure |

Manilla Central School



Stage 1

WEDNESDAY

Phonics

Learning Intention: We are learning to read and write our phonemes in words.

Success Criteria: We will be able to use our phonemes to read, make and spell the following words.

ACTIVITY 1: Group 1 and Group 2 - Practise saying your phonemes.
Group 3 - Practise saying all known phonemes.

ACTIVITY 2: (All groups) - Practise writing your phonemes on a whiteboard.

ACTIVITY 3: (All groups) - Complete one activity in your Phonics Booklets each day.

| Group 1 Mrs Mac | Group 2 Miss Dixon | Group 3 Mrs Holzgal |
|--------------------|-----------------------|------------------------|
| ll, ss, ff, zz | sh, th, ch, wh | vcc ccvc, cvcc |
| | | |

How I feel about my work today ...



Camera Words

Learning Intention: We are learning to read and write our camera words automatically.

Success Criteria: We will be able to read the words and write them from memory.

How I feel about my work today ...



Camera Word Activity Grid

My words for this week are:

what going give

Use your camera words from this week to complete the activities below.

Rainbow

write your words, three times each.

Write your words with **red** vowels and **blue** consonants.

Write your words on the computer and

print them out.

Use magnetic letters or scrabble tiles to spell each of your words.



Write your words in a pyramid:

c
ca
cat

Find your words in magazines or newspapers then



cut them out and glue them on paper.

Draw a picture and
'hide'
your words in the picture.

Write a sentence for each of your words.



Write your words in alphabetical order.

a b c

Handwriting

Learning Intention: We are learning to correctly form our letters in NSW foundation font.

Success Criteria: We will trace each initial letter and then continue the same formation, with spaces, until the end of the line.

r

.....

l

.....

d

.....

b

.....

f

.....

h

.....

i

.....

u

.....

Vocabulary

Learning Intention: We are learning to define new words to support our Unit of Inquiry.

Success Criteria: We will define the words using the Frayer model. We will describe what it is, what it is not and draw an image to help us remember the word.

| | |
|---------------------------------------|-----------------------|
| Word significant | What It is |
| Draw it | What it is not |

How I Feel about my work today ...



Number Talk

Learning Intention: We are learning to identify differences in shapes and explain why ONE shape doesn't belong.

Success Criteria: We will be able to explain why ONE shape doesn't belong by giving a reason using the correct positional language.

How I feel about my work today ...



Numeral Practise

Learning Intention: We are learning to correctly form our numerals in NSW foundation font.

Success Criteria: We will trace each initial numeral and then continue the same formation, with spaces, until the end of the line.

0 _____

1 _____

2 _____

3 _____

4 _____

5 _____

6 _____

7 _____

8 _____

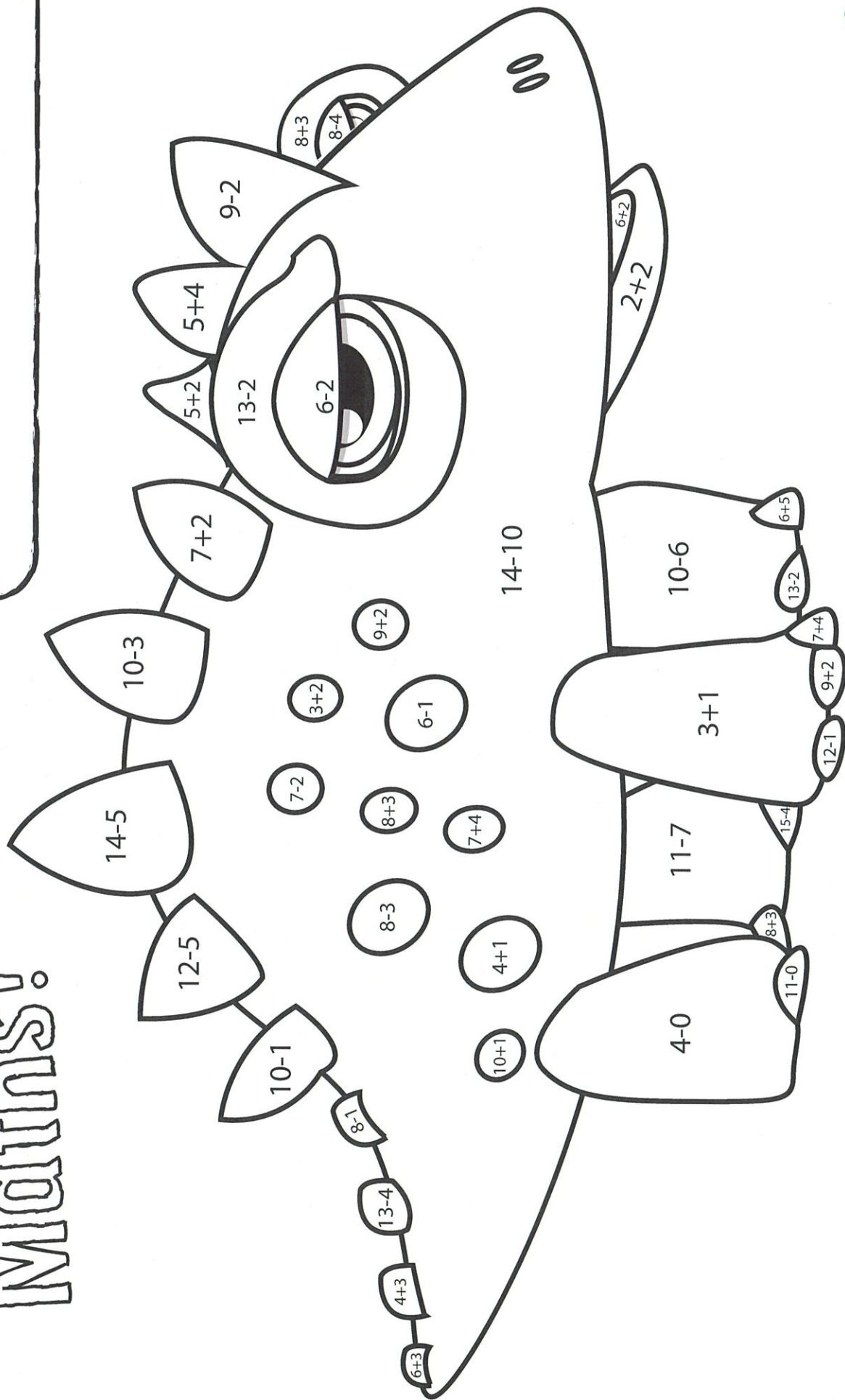
9 _____

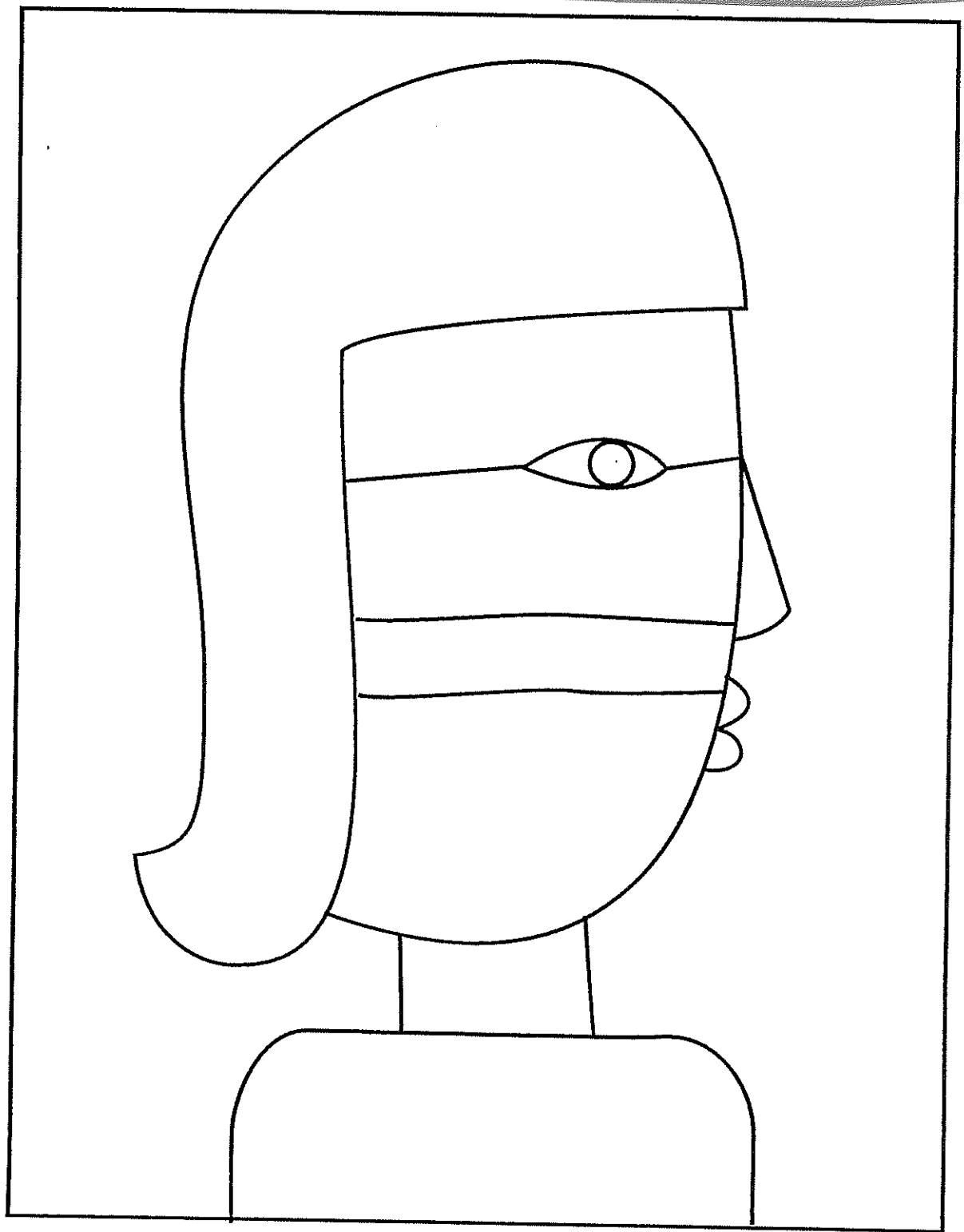
How I feel about my work today ..



Dinosaur Maths!

Purple = 9 Red = 8
 Orange = 4 Brown = 5
 Yellow = 7 Pink = 11





| | | |
|-------------|--|---|
| Question 13 | Technology has changed a lot throughout history. Is this statement... | |
| | a | True |
| | b | False |
| | c | Not sure |
| Question 14 | Name two items that we use at school in present day, that students did not have 100 years ago. | |
| | 1 | |
| | 2 | |
| Question 15 | The name of our town 'Manilla', is a Gamilaraay word meaning... | |
| | a | Winding hills |
| | b | Winding rivers |
| | c | Not sure |
| Question 16 | Technology has changed a lot throughout history. Describe how these changes in technology have changed daily life? | |
| | | |
| Question 17 | In your own words, outline what we have been learning about this term in our Unit of Inquiry. | |
| | | |
| Question 18 | What text type have we been learning about his term. Was it... | |
| | a | Information text: presenting facts through descriptions |
| | b | Narrative text: writing stories |
| | c | Persuasive text: to present a point of view |

Manilla Central School



Stage 1

THURSDAY

Phonics

Learning Intention: We are learning to read and write our phonemes in words.

Success Criteria: We will be able to use our phonemes to read, make and spell the following words.

ACTIVITY 1: Group 1 and Group 2 - Practise saying your phonemes.
Group 3 - Practise saying all known phonemes.

ACTIVITY 2: (All groups) - Practise writing your phonemes on a whiteboard.

ACTIVITY 3: (All groups) - Complete one activity in your Phonics Booklets each day.

| Group 1 Mrs Mac | Group 2 Miss Dixon | Group 3 Mrs Holzgal |
|--------------------|-----------------------|------------------------|
| ll, ss, ff, zz | sh, th, ch, wh | vcc ccvc, cvcc |
| | | |

How I feel about my work today ...



Camera Words

Learning Intention: We are learning to read and write our camera words automatically.

Success Criteria: We will be able to read the words and write them from memory.

How I feel about my work today ..



Camera Word Activity Grid

My words for this week are:

what going give

Use your camera words from this week to complete the activities below.

Rainbow

write your words, three times each.

Write your words with **red** vowels and **blue** consonants.

Write your words on the computer and

print them out.

Use magnetic letters or scrabble tiles to spell each of your words.



Write your words in a pyramid:

c
ca
cat

Find your words in magazines or newspapers then



cut them out and glue them on paper.

Draw a picture and
'hide'
your words in the picture.

Write a sentence for each of your words.



Write your words in alphabetical order.

a b c

Handwriting

Learning Intention: We are learning to correctly form our letters in NSW foundation font.

Success Criteria: We will trace each initial letter and then continue the same formation, with spaces, until the end of the line.

r

.....

l

.....

d

.....

b

.....

f

.....

h

.....

i

.....

u

.....

Number Talk

Learning Intention: We are learning to identify differences in shapes and explain why ONE shape doesn't belong.

Success Criteria: We will be able to explain why ONE shape doesn't belong by giving a reason using the correct positional language.

How I feel about my work today ...



Numeral Practise

Learning Intention: We are learning to correctly form our numerals in NSW foundation font.

Success Criteria: We will trace each initial numeral and then continue the same formation, with spaces, until the end of the line.

0 _____

1 _____

2 _____

3 _____

4 _____

5 _____

6 _____

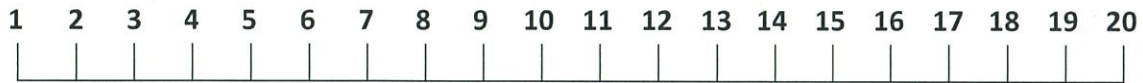
7 _____

8 _____

9 _____

How I feel about my work today ...





Use the number line to help you
add these three numbers.

1. $2 + 4 + 1 =$

2. $3 + 2 + 4 =$

3. $5 + 3 + 3 =$

4. $3 + 6 + 5 =$

5. $7 + 2 + 4 =$



Fill in the missing number to make these number sentences correct.

1 2 3 4 5 6 7 8 9 10 11 12 13 14 15 16 17 18 19 20

1. $2 + \square + 7 = 14$

2. $4 + \square + 6 = 12$

3. $3 + \square + 4 = 11$

4. $6 + \square + 3 = 19$

5. $8 + \square + 5 = 15$

all about
ME


NAME

PETS

HOBBIES

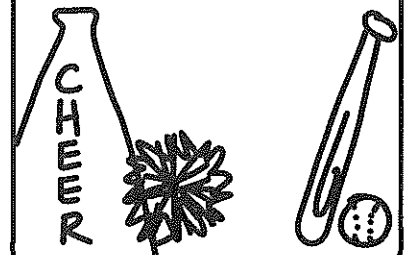


favorite
CANDY




favorite MOVIE/T.V.
show

about my
FAMILY



favorite PLACE



favorite COLOR




favorite MUSIC



my BIRTHDAY




favorite BOOKS to
read



favorite VACATION



favorite SUBJECT
in school



favorite FOOD



Manilla Central School



Stage 1

FRIDAY

Phonics

Learning Intention: We are learning to read and write our phonemes in words.

Success Criteria: We will be able to use our phonemes to read, make and spell the following words.

ACTIVITY 1: Group 1 and Group 2 - Practise saying your phonemes.
Group 3 - Practise saying all known phonemes.

ACTIVITY 2: (All groups) - Practise writing your phonemes on a whiteboard.

ACTIVITY 3: (All groups) - Complete one activity in your Phonics Booklets each day.

| Group 1 Mrs Mac | Group 2 Miss Dixon | Group 3 Mrs Holzigal |
|--------------------|-----------------------|-------------------------|
| ll, ss, ff, zz | sh, th, ch, wh | vcc ccvc, cvcc |
| | | |

How I feel about my work today ...



Camera Words

Learning Intention: We are learning to read and write our camera words automatically.

Success Criteria: We will be able to read the words and write them from memory.

How I feel about my work today ...







Camera Word Activity Grid

My words for this week are:

what going give

Use your camera words from this week to complete the activities below.

| | | |
|---|--|---|
| <p>Rainbow write your words, three times each.</p> | <p>Write your words with red vowels and blue consonants.</p> | <p>Write your words on the computer and print them out.</p> |
| <p>Use magnetic letters or scrabble tiles to spell each of your words.</p> <p></p> | <p>Write your words in a pyramid:</p> <p></p> | <p>Find your words in magazines or newspapers then  ----- cut them out and glue them on paper.</p> |
| <p>Draw a picture and 'hide' your words in the picture.</p> | <p>Write a sentence for each of your words.</p> <p> the cat</p> | <p>Write your words in alphabetical order.</p> <p>a b c</p> |

Handwriting

Learning Intention: We are learning to correctly form our letters in NSW foundation font.

Success Criteria: We will trace each initial letter and then continue the same formation, with spaces, until the end of the line.

r

.....

l

.....

d

.....

b

.....

f

.....

h

.....

i

.....

u

.....

Number Talk

Learning Intention: We are learning to identify differences in shapes and explain why ONE shape doesn't belong.

Success Criteria: We will be able to explain why ONE shape doesn't belong by giving a reason using the correct positional language.

How I feel about my work today ...



Numeral Practise

Learning Intention: We are learning to correctly form our numerals in NSW foundation font.

Success Criteria: We will trace each initial numeral and then continue the same formation, with spaces, until the end of the line.

0

1

2

3

4

5

6

7

8

9

How I feel about my work today ...



Dice Addition Game

Roll a pair of dice and write the numbers in the first two boxes. Add the numbers and write the answers in the final boxes.

| | | | | | |
|--|--|--|--|--|--|
| | | | | | |
|--|--|--|--|--|--|

= = = = = =

| | | | | | |
|--|--|--|--|--|--|
| | | | | | |
|--|--|--|--|--|--|

+ + + + + +

| | | | | | |
|--|--|--|--|--|--|
| | | | | | |
|--|--|--|--|--|--|

| | | | | | |
|--|--|--|--|--|--|
| | | | | | |
|--|--|--|--|--|--|

= = = = = =

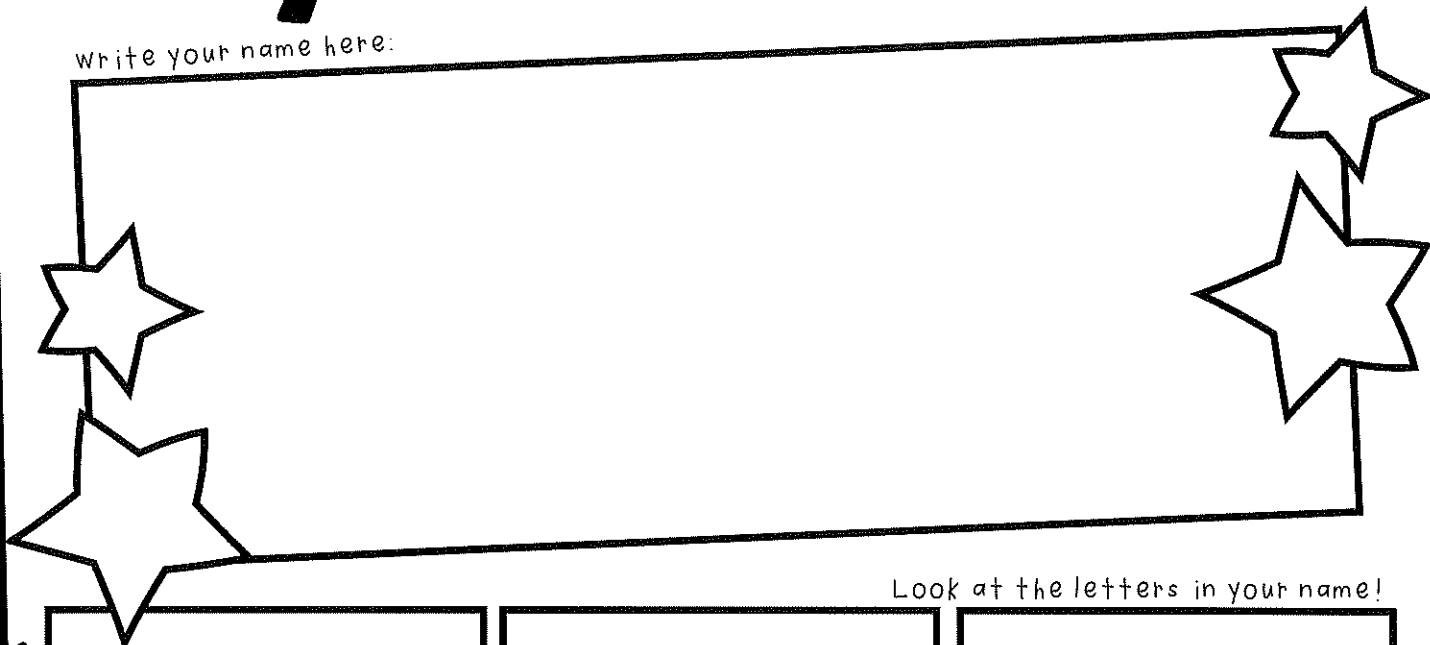
| | | | | | |
|--|--|--|--|--|--|
| | | | | | |
|--|--|--|--|--|--|

+ + + + + +

| | | | | | |
|--|--|--|--|--|--|
| | | | | | |
|--|--|--|--|--|--|

All about **my** NAME

write your name here:



Look at the letters in your name!

My name has

LETTERS

My name has

VOWELS


My name has

CONSONANTS

Find the letters in your name!




write the
**FIRST
LETTER**



as a
CAPITAL

A window to the past...

Your job today is to write a detailed description of 'something' that remains in the present from the past.



Don't forget to include:

- A General Statement ☐ naming the subject of the information being presented
- Body of Information ☐ series of facts set out in a logical order
- Summary ☐ draws the information presented to a conclusion
- Use interesting vocabulary
- Edit your writing to ensure it makes sense and has correct capitalisation and punctuation.

Planning:

- Topic
- Facts
- Vocabulary

Story and Craft Activity

Learning Intention: We are learning to listen to and enjoy reading stories.

Success Criteria: We will listen to a story being read at home or from the links below and create a craft activity to support the story.

| Book title | You tube link | Craft link |
|-----------------------------------|---|---|
| The Brother Quibble | https://www.youtube.com/watch?v=-tgoooFinNc | Paper Crown https://www.dltk-kids.com/crafts/mcrown.htm |
| Arnie the donut | https://www.youtube.com/watch?v=6E67n1vZZjQ | Paper Pate Donut https://www.theresourcefulmama.com/paper-plate-donuts-craft/ |
| Snapsy the alligator | https://www.youtube.com/watch?v=yU8OJWAZmZo | Alligator Craft https://www.easypeasyandfun.com/tag/crocodile-crafts/ |
| Clark the shark | https://www.youtube.com/watch?v=lgZRMptA0Lk | Shark Craft https://iheartcraftythings.com/newspaper-shark-craft.html |
| The Hula-Hoopin' Queen | https://www.youtube.com/watch?v=op9Bc7GWCuw | Craft https://www.youtube.com/watch?v=yE5G0cmHNj4 |
| Sophie's Master-piece | https://www.storylineonline.net/books/sophies-masterpiece/ | https://www.redtedart.com/easy-spider-crafts-for-kids/ |
| Wilfrid Gordon McDonald Partridge | https://www.storylineonline.net/books/wilfrid-gordon-mcdonald-partridge/ | Create your own memory box https://memorylanetherapy.com/memory-boxes-activities-for-seniors/ |
| Hey that's my monster | https://www.storylineonline.net/books/hey-thats-monster/ | Monster Craft https://www.livewellplaytogether.com/shape-monster-craft/ |
| Peter Rabbit | https://www.storylineonline.net/books/peter-rabbit/ | Peter Rabbit Puppets http://www.dotcomwomen.com/crafts/peter-rabbit-puppets-easter-crafts/4214/ |

Additional Brain Break and Fitness Options

| | |
|---------------------------------|---|
| Would You Rather | <ul style="list-style-type: none"> ♦ https://www.youtube.com/watch?v=G3y5rmgHBgs&t=8s ♦ https://www.youtube.com/watch?v=-CYt769q0tk ♦ https://www.youtube.com/watch?v=jAuhWjMRCpg&t=150s ♦ https://www.youtube.com/watch?v=-CYt769q0tk ♦ https://www.youtube.com/watch?v=_6QNdtmP4Tw |
| Just Dance | <p>Choose 2 of your favourite Just Dance videos from the below YouTube channel:</p> <p>https://www.youtube.com/user/justdancegame/videos</p> |
| Go Noodle | <p>Choose 2 of your favourite Go Noodle videos from the below YouTube channel:</p> <p>https://www.youtube.com/user/GoNoodleGames</p> |
| Weekly Fitness Challenge | <p>Time yourself to see how many squats you can do in 1 minute. Record your effort each day.</p> |
| Cosmic Kids | <p>Choose one of your favourite Cosmic Yoga videos from the below YouTube channel:</p> <p>https://www.youtube.com/user/CosmicKidsYoga</p> |
| Other Ideas | <ul style="list-style-type: none"> ♦ Practise throwing and catching with a family member, or a wall. ♦ Play 'Piggy in the Middle' ♦ Play a game of Handball ♦ Create an obstacle course around the backyard ♦ Go for a walk, and maintain social distancing. |