



Spelling & Phonics



GROUP 2

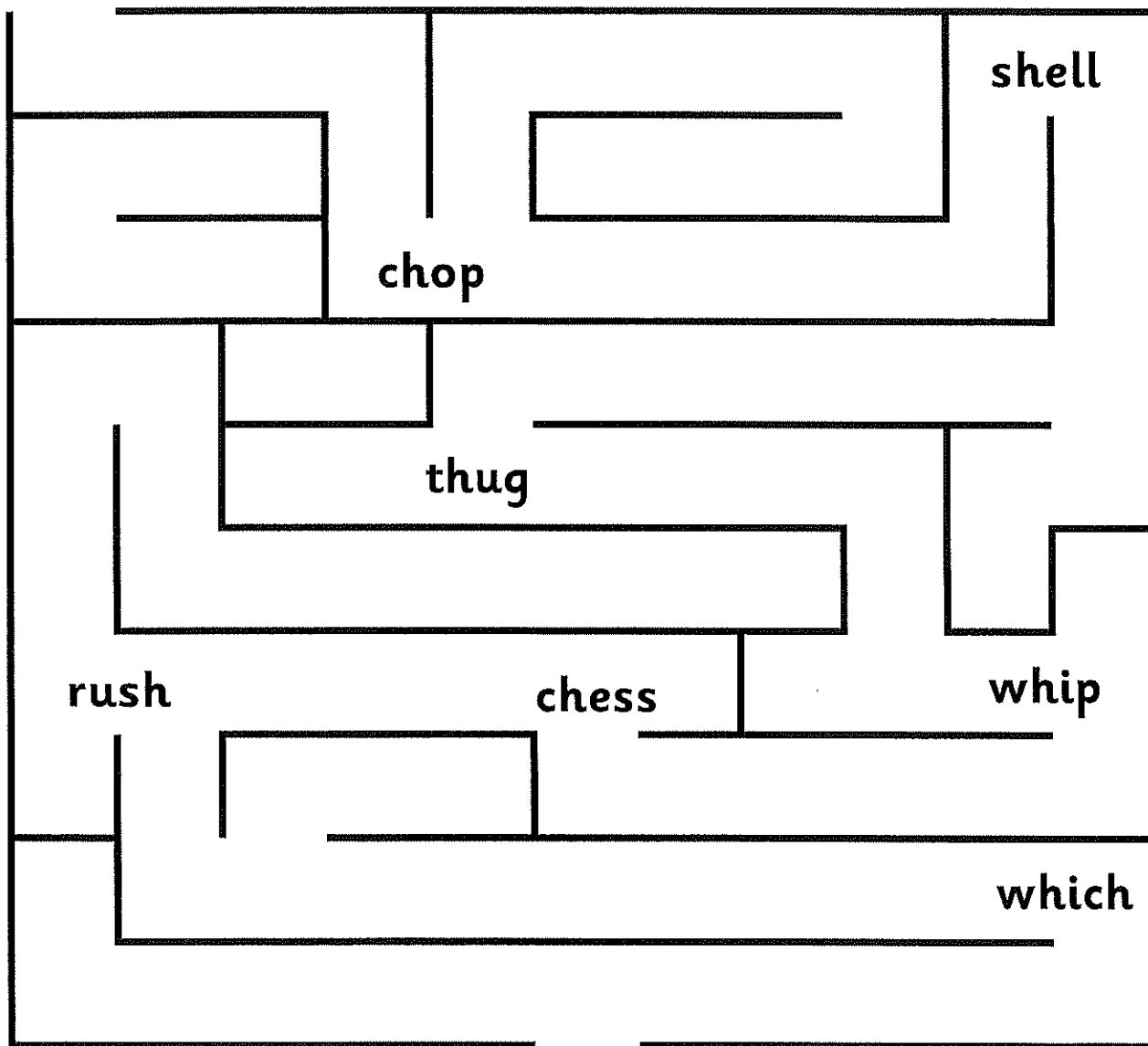
Student Name:



INSTRUCTIONS

Help the leprechaun find his pot of gold at the end of the maze. Make sure you read each word as you move through the maze.

Start




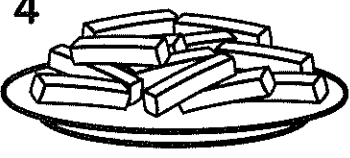




UNIT 5



INSTRUCTIONS

Look at the first picture and write the word into the crossword. Do all the 'across' words first and then do the 'down' words. Colour in the pictures.

N.B. Remember sometimes two letters make one phoneme. The spaces for these phonemes are separated by a dotted line.

➔ across	⬇ down
1 	4 
2 	5 
3 	6 


INSTRUCTIONS

Unscramble the words and write them correctly on the lines. Then you can either draw a picture to match or find a picture in a magazine and paste it in.

th o m	<hr/> <hr/> <hr/>	
a sh l	<hr/> <hr/> <hr/>	
ss e ch	<hr/> <hr/> <hr/>	
i n th	<hr/> <hr/> <hr/>	
s t e ch	<hr/> <hr/> <hr/>	
e sh l f	<hr/> <hr/> <hr/>	


INSTRUCTIONS

Colour each letter circle a different colour. Now look at the first word, decide which letters complete it and use the same colour to write the letters on the line. Do the same for all of the words.


sh
w i _____

 _____ **r o b**

ch

 _____ **i ll**

 _____ **i ff**

th

 _____ **a t**
m u _____


wh

 _____ **e d**


 _____ **i s k**

Read

INSTRUCTIONS

Let's play Snap! Cut out the words at the bottom of the page. Read each word and paste it next to its Snap! partner.

like		give	
do		what	
says		going	



give	says	do
going	like	what