



Spelling & Phonics




GROUP 3

Student Name: _____

W INSTRUCTIONS


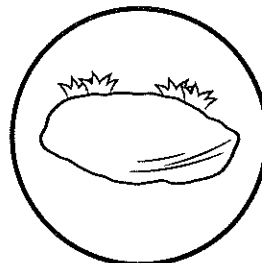
Unscramble the words and rewrite them on the lines provided. The picture clues will help you.

n i k





n d a

d n e

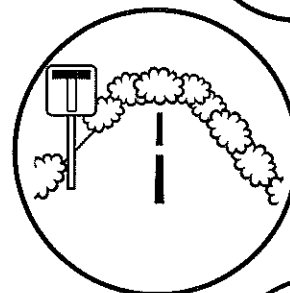


n a t

ch i wh



c ss o r




th e n t

f i g t



k d s e

d n o p




W INSTRUCTIONS

Write a word to match the picture. Make sure your spelling is correct.





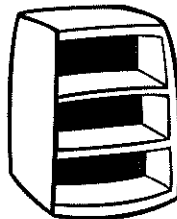






10th










S INSTRUCTIONS

Write a sentence to describe each picture. A few camera words are included to help you.



1. _____

2. _____

3. _____

4. _____

5. _____

6. _____




the is your

S

INSTRUCTIONS

Have an adult read these sentences to you. Write them on a new sheet. Practise any words you found tricky.



1. It **is** pink.
2. **They are** twins.
3. Ants **are** black.
4. That **is a** trap!
5. **The** stick went snap!
6. That lamp **has a** bulb.

Read

INSTRUCTIONS

Read all six camera words to an adult. Do it again, but this time a little faster.
Colour a clock each time you get faster.

one**many****some****love****want****has****Fast Read!**