

Manilla Central School



Stage 1 Home Learning

Week 4, Term 2
2020

Name: _____

Timetable: Term 2 Week 4

Time	Monday	Tuesday	Wednesday	Thursday	Friday
9:10-10:10	English Phonics Camera Words Vocabulary Brain Break + Crunch n' Sip	English Phonics Camera Words Vocabulary Brain Break + Crunch n' Sip	English Phonics Camera Words Vocabulary Brain Break + Crunch n' Sip	English Phonics Camera Words Handwriting Brain Break + Crunch n' Sip	English Phonics Camera Words Handwriting Brain Break + Crunch n' Sip
10:10-11:10	Handwriting Reading & Comprehension Writing Task Reading Eggs	Handwriting Reading & Comprehension Writing Task Reading Eggs	Handwriting Reading & Comprehension Writing Task Reading Eggs	Reading & Comprehension Writing Task Reading Eggs	Reading & Comprehension Writing Task Reading Eggs
Break					
11:40-11:50	Storyline Online	Storyline Online	Storyline Online	Storyline Online	Storyline Online
11:50-12:40	Mathematics: Number Talk Numeral Formation Booklet Activity	Mathematics: Number Talk Numeral Formation Booklet Activity	Mathematics: Number Talk Numeral Formation Booklet Activity	Mathematics: Number Talk Numeral Formation Booklet Activity	Mathematics: Number Talk Numeral Formation Booklet Activity
12:40-1:40	Visual Arts: To support UOI Fitness	Visual Arts: To support UOI Fitness	Visual Arts: To support UOI Fitness	Visual Arts: To support UOI Fitness	Visual Arts: To support UOI Fitness
Break					
2:10-2:20	DEAR	DEAR	DEAR	DEAR	DEAR
2:10-3:10	Unit of Inquiry HSIE/Science	Unit of Inquiry HSIE/Science	Unit of Inquiry HSIE/Science	Paddock to Plate (Mrs. Sauer)	Developmental Play

Manilla Central School



Stage 1

MONDAY

Phonics

Learning Intention: We are learning to read and write our phonemes in words.

Success Criteria: We will be able to use our phonemes to read, make and spell the following words.

ACTIVITY 1: Group 1 and Group 2 - Practise saying your phonemes.
Group 3 - Practise saying all known phonemes.

ACTIVITY 2: (All groups) - Practise writing your phonemes on a whiteboard.

ACTIVITY 3: (All groups) - Complete one activity in your Phonics Booklets each day.

Group 1 Mrs Mac	Group 2 Miss Dixon	Group 3 Mrs Holzgal
sh, ch, th, wh	x ng qu ck	ee, ea, y, e
Write your phonemes neatly:	Write your phonemes neatly:	Write your phonemes neatly:

How I feel about my work today ...



Camera Word Activity Grid

My words for this week are:

very once we

Use your camera words from this week to complete the activities below.

Rainbow

write your words, three times each.

Write your words with **red** vowels and **blue** consonants.

Write your words on the computer and

print them out.

Use magnetic letters or scrabble tiles to spell each of your words.



Write your words in a pyramid:

c
ca
cat

Find your words in magazines or newspapers then



cut them out and glue them on paper.

Draw a picture and
'hide'
your words in the picture.

Write a sentence for each of your words.

the cat 

Write your words in alphabetical order.


a b c

Camera Words

Learning Intention: We are learning to read and write our camera words automatically.

Success Criteria: We will be able to read the words and write them from memory.

Use your camera words from this week to complete one of the activities in the grid .



Vocabulary

Learning Intention: We are learning to define new words to support our Unit of Inquiry.

Success Criteria: We will define the words using the Frayer model. We will describe what it is, what it is not and draw an image to help us remember the word.

Word external	What It is
Draw it	What it is not

How I feel about my work today ...



Handwriting

Learning Intention: We are learning to correctly form our letters in NSW foundation font.

Success Criteria: We will trace each initial letter and then continue the same formation, with spaces, until the end of the line. v w y z j n k e

v

w

y

z

j

n

k

e

Reading


Learning Intention: We are learning to read and understand text.

Success Criteria: We will use a range of strategies to decode and understand text.

Task:

Look at the text and predict what YOU think it will be about using the title and pictures (if there are any) to help.

Write a sentence **OR** draw a picture to outline your prediction:

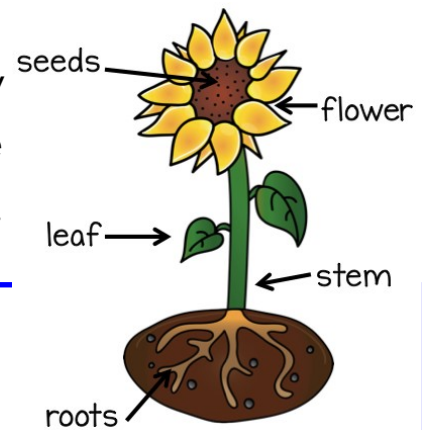


Writing

Learning Intention: We are learning to write information reports.

Success Criteria: We will draw a labelled diagram of the parts of a '**sunflower**'.

This weeks topic is a '**sunflower**'. Draw a labelled diagram. Use the picture to help you draw a detailed drawing.



How I feel about my work today ...



Number Talk

Learning Intention: We are learning to identify differences in shapes and explain why ONE shape doesn't belong.

Success Criteria: We will be able to explain why ONE shape doesn't belong by giving a reason using the correct positional language.



How I feel about my work today ...

😊 😐 😞

Numeral Practise

Learning Intention: We are learning to correctly form our numerals in NSW foundation font.

Success Criteria: We will trace each initial numeral and then continue the same formation, with spaces, until the end of the line.

0

1

2

3

4

5

6

7

8

9

How I feel about my work today ...



Mathematics Activity 1



Learning Intention: We are learning to add two numbers together to find a total.

Success Criteria: We will roll one dice twice, and add them together to determine the total.

DICE

Learning Intention: I am learning to add two numbers together to find a total.

Success Criteria: I can roll two dice and add them together to determine the total.

For example:  +  = 11

$$\underline{\quad} + \underline{\quad} = \underline{\quad}$$

$$\underline{\quad} + \underline{\quad} = \underline{\quad}$$

$$\underline{\quad} + \underline{\quad} = \underline{\quad}$$

$$\underline{\quad} + \underline{\quad} = \underline{\quad}$$

$$\underline{\quad} + \underline{\quad} = \underline{\quad}$$

$$\underline{\quad} + \underline{\quad} = \underline{\quad}$$

$$\underline{\quad} + \underline{\quad} = \underline{\quad}$$

$$\underline{\quad} + \underline{\quad} = \underline{\quad}$$

$$\underline{\quad} + \underline{\quad} = \underline{\quad}$$

$$\underline{\quad} + \underline{\quad} = \underline{\quad}$$

How I feel about my work today ...



Mathematics Activity 2

Learning Intention: We are learning to use a range of additive strategies.

Success Criteria: We will be able to bridge to 10 to solve addition problems. For example:

$$9 + 5 = 14$$

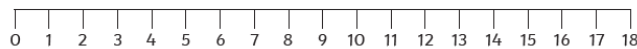


Forwards Fred

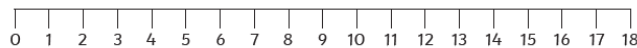
I can bridge 10 to add.

Partition the number you are adding. Jump to 10, then add the rest.

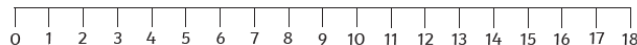
$7 + 6 =$



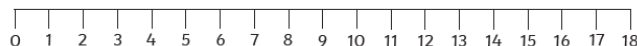
$8 + 6 =$



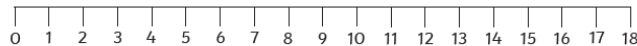
$9 + 6 =$



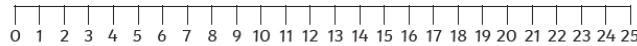
$6 + 7 =$



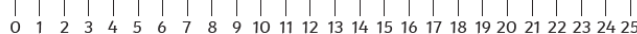
$5 + 7 =$



$16 + 7 =$



$15 + 7 =$



Maths | Year 1 | Addition and Subtraction | Add and Subtract Numbers to 20 | Lesson 5 of 6: Stepping Stones

How I feel about my work today ...





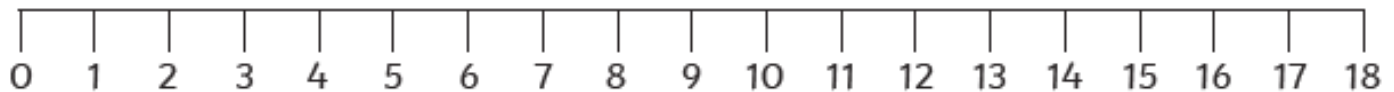
Forwards Fred

I can bridge 10 to add.

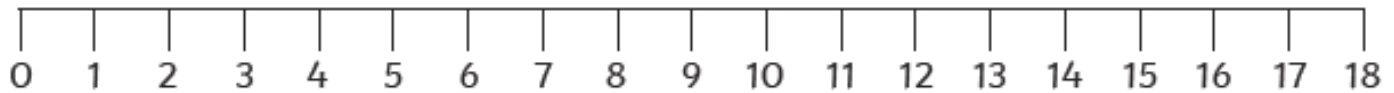


Partition the number you are adding. Jump to 10, then add the rest.

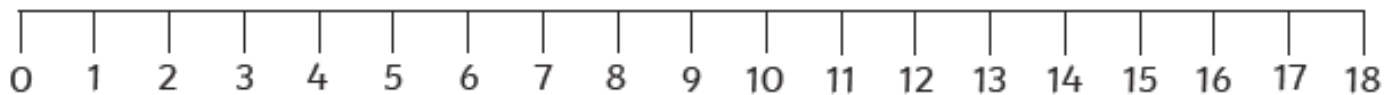
$$7 + 6 =$$



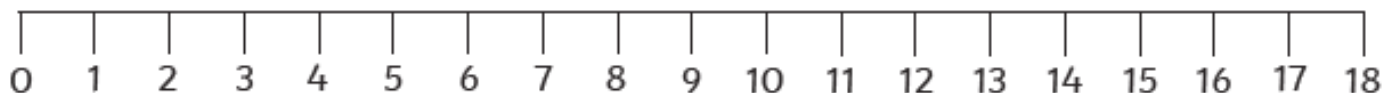
$$8 + 6 =$$



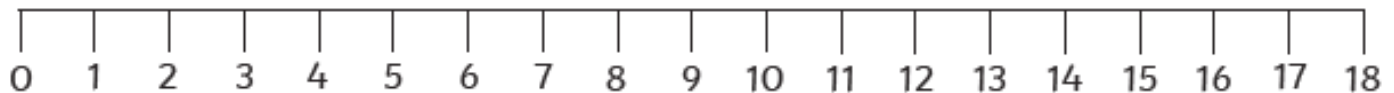
$$9 + 6 =$$



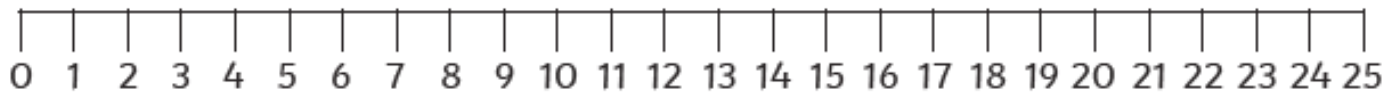
$$6 + 7 =$$



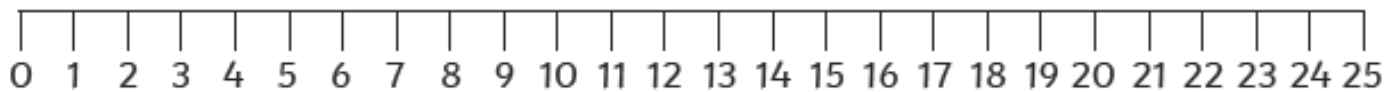
$$5 + 7 =$$



$$16 + 7 =$$



$$15 + 7 =$$



Visual Arts

Learning Intention: We are learning to create art using a range of materials.

Success Criteria: We will create a scene using leaf rubbings.

Task:

Collect leaves from your yard and create a series of leaf rubbings on your piece of art paper. To do this, place the leaves under the piece of paper and gently rub with coloured crayons or pencils.

[Upload a photo to Seesaw](#)



Look closely at the different textures (feel) of the leaves.
How does this changes what the rubbings 'look like'?

[illegible]

Drop Everything And Read!!

Learning Intention: We are learning to read for extended periods of time.

Success Criteria: We will be able to maintain sustained reading for at least 10 minutes.



About my book

Title:

Author:

Time I read for:

Unit of Inquiry

Learning Intention: We are learning to identify living and non-living things.

Success Criteria: We will go on a sensory walk around our yard to collect items and describe their external features.

Task: Collect some items from your yard. Write the name of the item and at least 2-3 words to describe what the item 'looks' like.

[illegible]

Manilla Central School



Stage 1

TUESDAY

Phonics

Learning Intention: We are learning to read and write our phonemes in words.

Success Criteria: We will be able to use our phonemes to read, make and spell the following words.

ACTIVITY 1: Group 1 and Group 2 - Practise saying your phonemes.
Group 3 - Practise saying all known phonemes.

ACTIVITY 2: (All groups) - Practise writing your phonemes on a whiteboard.

ACTIVITY 3: (All groups) - Complete one activity in your Phonics Booklets each day.

Group 1 Mrs Mac	Group 2 Miss Dixon	Group 3 Mrs Holzgal
sh, ch, th, wh	x ng qu ck	ee, ea, y, e
Write your phonemes neatly:	Write your phonemes neatly:	Write your phonemes neatly:

How I feel about my work today ...



Camera Word Activity Grid

My words for this week are:

very once we

Use your camera words from this week to complete the activities below.

Rainbow

write your words, three times each.

Write your words with **red** vowels and **blue** consonants.

Write your words on the computer and

print them out.

Use magnetic letters or scrabble tiles to spell each of your words.



Write your words in a pyramid:

c
ca
cat

Find your words in magazines or newspapers then




cut them out and glue them on paper.

Draw a picture and

'hide'

your words in the picture.

Write a sentence for each of your words.

the cat 

Write your words in alphabetical order.


a b c

Camera Words

Learning Intention: We are learning to read and write our camera words automatically.

Success Criteria: We will be able to read the words and write them from memory.

Use your camera words from this week to complete one of the activities in the grid .



Vocabulary

Learning Intention: We are learning to define new words to support our Unit of Inquiry.

Success Criteria: We will define the words using the Frayer model. We will describe what it is, what it is not and draw an image to help us remember the word.

Word features	What It is
Draw it	What it is not

How I feel about my work today ...



Handwriting

Learning Intention: We are learning to correctly form our letters in NSW foundation font.

Success Criteria: We will trace each initial letter and then continue the same formation, with spaces, until the end of the line.

u

u

h

z

j

n

k

z

Reading

Learning Intention: We are learning to read and understand text.

Success Criteria: We will use a range of strategies to decode and understand text.

Task:

Read the text. Highlight or circle any words that you don't know how to pronounce or what they mean.

Write the words below and if you have a dictionary or access to the internet, research what these words mean:

Writing






Learning Intention: We are learning to write information reports.

Success Criteria: We will write a title, leave a line blank and introduce the topic by writing 2-3 sentences outlining what it is.

This weeks topic is a '**sunflower**'. Write a title and then write sentences outlining what it is (Is it living?, is it a plant or animal?)

How I feel about my work today ...



Number Talk

Learning Intention: We are learning to identify differences in shapes and explain why ONE shape doesn't belong.

Success Criteria: We will be able to explain why ONE shape doesn't belong by giving a reason using the correct positional language.



SHAPE 39

How I feel about my work today ...

😊 😐 😞

Numeral Practise

Learning Intention: We are learning to correctly form our numerals in NSW foundation font.

Success Criteria: We will trace each initial numeral and then continue the same formation, with spaces, until the end of the line.

0

1

2

3

4

5

6

7

8

9

How I Feel about my work today ...



Mathematics Activity 1



Learning Intention: We are learning to add two numbers together to find a total.

Success Criteria: We will roll one dice twice, and add them together to determine the total.

DICE

Learning Intention: I am learning to add two numbers together to find a total.

Success Criteria: I can roll two dice and add them together to determine the total.

For example:  +  = 11

$$\underline{\quad} + \underline{\quad} = \underline{\quad}$$

$$\underline{\quad} + \underline{\quad} = \underline{\quad}$$

$$\underline{\quad} + \underline{\quad} = \underline{\quad}$$

$$\underline{\quad} + \underline{\quad} = \underline{\quad}$$

$$\underline{\quad} + \underline{\quad} = \underline{\quad}$$

$$\underline{\quad} + \underline{\quad} = \underline{\quad}$$

$$\underline{\quad} + \underline{\quad} = \underline{\quad}$$

$$\underline{\quad} + \underline{\quad} = \underline{\quad}$$

$$\underline{\quad} + \underline{\quad} = \underline{\quad}$$

$$\underline{\quad} + \underline{\quad} = \underline{\quad}$$

How I feel about my work today ...



Mathematics Activity 2

Learning Intention: We are learning to use a range of additive strategies.

Success Criteria: We will be able to bridge to 10 to solve addition problems.

Bridging to 10 (MA1-5NA, AdS6)	
LI: I am using my knowledge of combinations to 10 or "Friends of 10" to bridge numbers to 10.	
SC: I can use my knowledge of combinations to 10 to solve equations by bridging to 10 and then adding on the additional quantity.	
Example:	
$9 + 4 = 13$	
9 is bridged to 10, then 3 more.	
$10 + 3 = 13$	

Let's practise:

	Equation	Draw it
1	$8 + 5 = _$	
2	$_ + _ = 10$	
3	$_ + _ = 10$	
4	$_ + _ = 10$	
4	$_ + _ = 10$	

Visual Arts

Learning Intention: We are learning to create art using a range of materials.

Success Criteria: We will create a scene using natural items.

Task:

Use your imagination!

Have a look around the yard and see what you can create using natural items.

[Upload a photo to Seesaw](#)



[illegible]

Drop Everything And Read!!

Learning Intention: We are learning to read for extended periods of time.

Success Criteria: We will be able to maintain sustained reading for at least 10 minutes.



About my book

Title:

Author:

Time I read for:

Unit of Inquiry

Learning Intention: We are learning about Australian animals.

Success Criteria: We will identify 3 Australian animals and draw a picture of them.

Task: List 3 Australian animals. Then, draw a picture of what they 'look' like.

Name of animal	Drawing of animal

Manilla Central School



Stage 1

WEDNESDAY

Phonics

Learning Intention: We are learning to read and write our phonemes in words.

Success Criteria: We will be able to use our phonemes to read, make and spell the following words.

ACTIVITY 1: Group 1 and Group 2 - Practise saying your phonemes.
Group 3 - Practise saying all known phonemes.

ACTIVITY 2: (All groups) - Practise writing your phonemes on a whiteboard.

ACTIVITY 3: (All groups) - Complete one activity in your Phonics Booklets each day.

Group 1 Mrs Mac	Group 2 Miss Dixon	Group 3 Mrs Holzgal
sh, ch, th, wh	x ng qu ck	ee, ea, y, e
Write your phonemes neatly:	Write your phonemes neatly:	Write your phonemes neatly:

How I feel about my work today ...



Camera Word Activity Grid

My words for this week are:

very once we

Use your camera words from this week to complete the activities below.

Rainbow

write your words, three times each.

Write your words with **red** vowels and **blue** consonants.

Write your words on the computer and

print them out.

Use magnetic letters or scrabble tiles to spell each of your words.



Write your words in a pyramid:

c
ca
cat

Find your words in magazines or newspapers then



cut them out and glue them on paper.

Draw a picture and
'hide'
your words in the picture.

Write a sentence for each of your words.

the cat 

Write your words in alphabetical order.

a b c




Camera Words

Learning Intention: We are learning to read and write our camera words automatically.

Success Criteria: We will be able to read the words and write them from memory.

Use your camera words from this week to complete one of the activities in the grid .

How I feel about my work today ...

		
---	---	---

Vocabulary

Learning Intention: We are learning to define new words to support our Unit of Inquiry.

Success Criteria: We will define the words using the Frayer model. We will describe what it is, what it is not and draw an image to help us remember the word.

Word groups	What It is
Draw it	What it is not

How I feel about my work today ...



Handwriting

Learning Intention: We are learning to correctly form our letters in NSW foundation font.

Success Criteria: We will trace each initial letter and then continue the same formation, with spaces, until the end of the line.

u

u

h

z

j

n

k

z

Reading


Learning Intention: We are learning to read and understand text.

Success Criteria: We will use a range of strategies to decode and understand text.

Task:

Read the text. Practise your fluency (how smooth you read).

Remember: WE DON'T WANT TO SOUND LIKE A ROBOT.



Writing






Learning Intention: We are learning to write information reports.

Success Criteria: We will write 2-3 sentences outlining its external features (what it is 'looks' like and 'feels' like).

This weeks topic is a '**sunflower**'. Write 2-3 sentences outlining its external features (what it is 'looks' like and 'feels' like).


How I feel about my work today ...


Number Talk

Learning Intention: We are learning to identify differences in shapes and explain why ONE shape doesn't belong.

Success Criteria: We will be able to explain why ONE shape doesn't belong by giving a reason using the correct positional language.



SHAPE 41



Numeral Practise

Learning Intention: We are learning to correctly form our numerals in NSW foundation font.

Success Criteria: We will trace each initial numeral and then continue the same formation, with spaces, until the end of the line.

0

1

2

3

4

5

6

7

8

9

How I feel about my work today ...



Mathematics Activity 1



Learning Intention: We are learning to add two numbers together to find a total.

Success Criteria: We will roll one dice twice, and add them together to determine the total.

DICE

Learning Intention: I am learning to add two numbers together to find a total.

Success Criteria: I can roll two dice and add them together to determine the total.

For example:  +  = 11

$$\underline{\quad} + \underline{\quad} = \underline{\quad}$$

$$\underline{\quad} + \underline{\quad} = \underline{\quad}$$

$$\underline{\quad} + \underline{\quad} = \underline{\quad}$$

$$\underline{\quad} + \underline{\quad} = \underline{\quad}$$

$$\underline{\quad} + \underline{\quad} = \underline{\quad}$$

$$\underline{\quad} + \underline{\quad} = \underline{\quad}$$

$$\underline{\quad} + \underline{\quad} = \underline{\quad}$$

$$\underline{\quad} + \underline{\quad} = \underline{\quad}$$

$$\underline{\quad} + \underline{\quad} = \underline{\quad}$$

$$\underline{\quad} + \underline{\quad} = \underline{\quad}$$

How I feel about my work today ...



Mathematics Activity 2

Learning Intention: We are learning to broaden our understanding of the concept of 'time'.

Success Criteria: We will be able to read a calendar to retrieve information.

Reading a Calendar

Use the calendar to answer the questions.

JANUARY						
S	M	T	W	T	F	S
		1	2	3	4	5
6	7	8	9	10	11	12
13	14	15	16	17	18	19
20	21	22	23	24	25	26
27	28	29	30	31		

1. How many days are in January? _____
2. What day of the week is January 17? _____
3. What day of the week is January 29? _____
4. How many Mondays are in January? _____
5. How many Wednesdays are in January? _____
6. Color the numbers on the calendar.
Color weekends blue and weekdays yellow.

Visual Arts

Learning Intention: We are learning to create art using a range of materials.

Success Criteria: We will create an animal using natural items, and then do a detailed drawing of it.

Task:

Use your imagination!

Make a animal using natural items that you find in your yard.

After you have made your animal, complete a detailed drawing of it.

[Upload a photo to Seesaw](#)



DEAR

Drop Everything And Read!!

Learning Intention: We are learning to read for extended periods of time.

Success Criteria: We will be able to maintain sustained reading for at least 10 minutes.



About my book

Title:

Author:

Time I read for:

Unit of Inquiry

Learning Intention: We are learning about Australian animals.

Success Criteria: We will identify the similarities (things that are the same) and differences (things that are different) between the animals we named and drew a picture of yesterday.

Task: Using the 3 Australian animals you listed and drew yesterday, list what they have in common (similarities) in the top box. Then, list how they are difference (differences) in the bottom box.

Similarities: What do YOUR 3 animals have in common?

Differences: How are YOUR 3 animals different?

Manilla Central School



Stage 1

THURSDAY

Phonics

Learning Intention: We are learning to read and write our phonemes in words.

Success Criteria: We will be able to use our phonemes to read, make and spell the following words.

ACTIVITY 1: Group 1 and Group 2 - Practise saying your phonemes.
Group 3 - Practise saying all known phonemes.

ACTIVITY 2: (All groups) - Practise writing your phonemes on a whiteboard.

ACTIVITY 3: (All groups) - Complete one activity in your Phonics Booklets each day.

Group 1 Mrs Mac	Group 2 Miss Dixon	Group 3 Mrs Holzgal
sh, ch, th, wh	x ng qu ck	ee, ea, y, e
Write your phonemes neatly:	Write your phonemes neatly:	Write your phonemes neatly:

How I feel about my work today ...



Camera Word Activity Grid

My words for this week are:

very once we

Use your camera words from this week to complete the activities below.

Rainbow

write your words, three times each.

Write your words with **red** vowels and **blue** consonants.

Write your words on the computer and

print them out.

Use magnetic letters or scrabble tiles to spell each of your words.



Write your words in a pyramid:

c
ca
cat

Find your words in magazines or newspapers then



cut them out and glue them on paper.

Draw a picture and

'hide'

your words in the picture.

Write a sentence for each of your words.



Write your words in alphabetical order.


a b c

Camera Words

Learning Intention: We are learning to read and write our camera words automatically.

Success Criteria: We will be able to read the words and write them from memory.

Use your camera words from this week to complete one of the activities in the grid .



Handwriting

Learning Intention: We are learning to correctly form our letters in NSW foundation font.

Success Criteria: We will trace each initial letter and then continue the same formation, with spaces, until the end of the line.

u

u

h

z

j

n

k

z

Reading

Learning Intention: We are learning to read and understand text.

Success Criteria: We will use a range of strategies to decode and understand text.

Task:

Read the text. Practise your fluency (how smooth you read). Remember: WE DON'T WANT TO SOUND LIKE A ROBOT.

Write a sentence stating if your prediction was correct. **Remember it doesn't matter if it isn't correct....that's why it's called a prediction.**

Writing



Learning Intention: We are learning to write information reports.

Success Criteria: We will write 2-3 sentences outlining its external features (what it is 'looks' like and 'feels' like).

This weeks topic is a '**sunflower**'. Write 2-3 sentences outlining how other living things rely on it.

How I feel about my work today ...

😊 😐 😞

Number Talk

Learning Intention: We are learning to identify differences in shapes and explain why ONE shape doesn't belong.

Success Criteria: We will be able to explain why ONE shape doesn't belong by giving a reason using the correct positional language.



SHAPE 42

How I feel about my work today ...

😊 😐 😞

Numeral Practise

Learning Intention: We are learning to correctly form our numerals in NSW foundation font.

Success Criteria: We will trace each initial numeral and then continue the same formation, with spaces, until the end of the line.

0

1

2

3

4

5

6

7

8

9

How I feel about my work today ...



Mathematics Activity 1



Learning Intention: We are learning to add two numbers together to find a total.

Success Criteria: We will roll one dice twice, and add them together to determine the total.

DICE

Learning Intention: I am learning to add two numbers together to find a total.

Success Criteria: I can roll two dice and add them together to determine the total.

For example:  +  = 11

$$\underline{\quad} + \underline{\quad} = \underline{\quad}$$

$$\underline{\quad} + \underline{\quad} = \underline{\quad}$$

$$\underline{\quad} + \underline{\quad} = \underline{\quad}$$

$$\underline{\quad} + \underline{\quad} = \underline{\quad}$$

$$\underline{\quad} + \underline{\quad} = \underline{\quad}$$

$$\underline{\quad} + \underline{\quad} = \underline{\quad}$$

$$\underline{\quad} + \underline{\quad} = \underline{\quad}$$

$$\underline{\quad} + \underline{\quad} = \underline{\quad}$$

$$\underline{\quad} + \underline{\quad} = \underline{\quad}$$

$$\underline{\quad} + \underline{\quad} = \underline{\quad}$$

How I feel about my work today ...



Mathematics Activity 2

Learning Intention: We are learning to broaden our understanding of the concept of 'time'.

Success Criteria: We will be able to identify how many days are in each month.

Days in the Month

How many days are there in each month?
Read the poem and then use it to complete the table.



Thirty days in September,
April, June and November;
February has twenty-eight
All the rest have thirty-one.

Except in Leap Year,
that's the time
When February has twenty-nine.



Month	Number of Days	Month	Number of Days
January		July	
February		August	
March		September	
April		October	
May		November	
June		December	

Visual Arts

Learning Intention: We are learning to create art using a range of materials.

Success Criteria: We will create a design using the Andy Goldsworthy style of art.

Task:

Use your imagination!

See what natural items you can find in your yard to create a work of art.

Challenge: Try to create a repeating pattern.
For example: rock, leaf, stick, rock, leaf, stick...

[Upload a photo to Seesaw](#)



DEAR

Drop Everything And Read!!

Learning Intention: We are learning to read for extended periods of time.

Success Criteria: We will be able to maintain sustained reading for at least 10 minutes.



About my book

Title:

Author:

Time I read for:

Unit of Inquiry: Paddock to Plate

Please refer to Mrs Sauer's booklet for your activity.



Manilla Central School



Stage 1

FRIDAY

Phonics

Learning Intention: We are learning to read and write our phonemes in words.

Success Criteria: We will be able to use our phonemes to read, make and spell the following words.

ACTIVITY 1: Group 1 and Group 2 - Practise saying your phonemes.
Group 3 - Practise saying all known phonemes.

ACTIVITY 2: (All groups) - Practise writing your phonemes on a whiteboard.

ACTIVITY 3: (All groups) - Complete one activity in your Phonics Booklets each day.

Group 1 Mrs Mac	Group 2 Miss Dixon	Group 3 Mrs Holzgal
sh, ch, th, wh	x ng qu ck	ee, ea, y, e
Write your phonemes neatly:	Write your phonemes neatly:	Write your phonemes neatly:

How I feel about my work today ...



Camera Word Activity Grid

My words for this week are:

very once we

Use your camera words from this week to complete the activities below.

Rainbow

write your words, three times each.

Write your words with **red** vowels and **blue** consonants.

Write your words on the computer and

print them out.

Use magnetic letters or scrabble tiles to spell each of your words.



Write your words in a pyramid:

c
ca
cat


Find your words in magazines or newspapers then



cut them out and glue them on paper.

Draw a picture and
'hide'
your words in the picture.

Write a sentence for each of your words.

the cat 

Write your words in alphabetical order.

a b c




Camera Words

Learning Intention: We are learning to read and write our camera words automatically.

Success Criteria: We will be able to read the words and write them from memory.

Use your camera words from this week to complete one of the activities in the grid .

How I feel about my work today ...

		
---	---	---

Handwriting

Learning Intention: We are learning to correctly form our letters in NSW foundation font.

Success Criteria: We will trace each initial letter and then continue the same formation, with spaces, until the end of the line.

u

u

h

z

j

n

k

z


Reading

Learning Intention: We are learning to read and understand text.

Success Criteria: We will use a range of strategies to decode and understand text.

Task:

Read the text again, and then answer the questions that go with the text to show that you understand what you have read.



Writing






Learning Intention: We are learning to write information reports.

Success Criteria: We will write 2-3 sentences outlining the role it plays in the environment (why it's important).

This weeks topic is a '**sunflower**'. Write 2-3 sentences outlining the role it plays in the environment (why it's important).

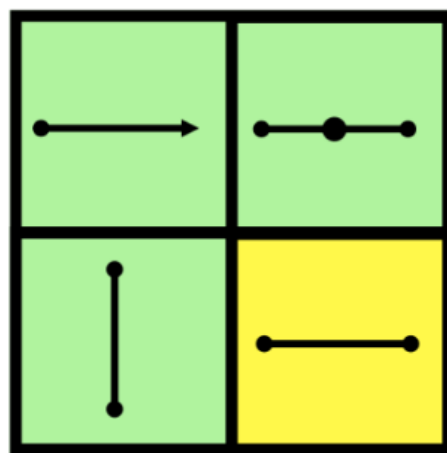
How I feel about my work today ...


Number Talk

Learning Intention: We are learning to identify differences in shapes and explain why ONE shape doesn't belong.

Success Criteria: We will be able to explain why ONE shape doesn't belong by giving a reason using the correct positional language.



SHAPE 44



Numeral Practise

Learning Intention: We are learning to correctly form our numerals in NSW foundation font.

Success Criteria: We will trace each initial numeral and then continue the same formation, with spaces, until the end of the line.

0

1

2

3

4

5

6

7

8

9

How I Feel about my work today ...



Mathematics Activity 1



Learning Intention: We are learning to add two numbers together to find a total.

Success Criteria: We will roll one dice twice, and add them together to determine the total.

DICE

Learning Intention: I am learning to add two numbers together to find a total.

Success Criteria: I can roll two dice and add them together to determine the total.

For example:  +  = 11

$$\underline{\quad} + \underline{\quad} = \underline{\quad}$$

$$\underline{\quad} + \underline{\quad} = \underline{\quad}$$

$$\underline{\quad} + \underline{\quad} = \underline{\quad}$$

$$\underline{\quad} + \underline{\quad} = \underline{\quad}$$

$$\underline{\quad} + \underline{\quad} = \underline{\quad}$$

$$\underline{\quad} + \underline{\quad} = \underline{\quad}$$

$$\underline{\quad} + \underline{\quad} = \underline{\quad}$$

$$\underline{\quad} + \underline{\quad} = \underline{\quad}$$

$$\underline{\quad} + \underline{\quad} = \underline{\quad}$$

$$\underline{\quad} + \underline{\quad} = \underline{\quad}$$

How I feel about my work today ...



Mathematics Activity 2

Learning Intention: We are learning to broaden our understanding of the concept of 'time'.

Success Criteria: We will be able to identify what month it is now, what next month is, what last month was and what month our birthday falls in.


January	February	March	April	May	June	July
August	September	October	November	December		

This month is _____.

Next month is _____.

Last month was _____.

My birthday is in _____.



Visual Arts

Learning Intention: We are learning to create art using a range of materials.

Success Criteria: We will spell the word 'nature' using natural items.

Task:

Using some natural items you can find in your yard, spell the words **'NATURE'** like the example below.

[Upload a photo to Seesaw](#)



DEAR

Drop Everything And Read!!

Learning Intention: We are learning to read for extended periods of time.

Success Criteria: We will be able to maintain sustained reading for at least 10 minutes.



About my book

Title:

Author:

Time I read for:

Developmental Play

Learning Intention: We are learning to be creative through play.

Success Criteria: We will be able to play happily to reward ourselves (and our parents) for all of our hard work this week.

