




Spelling & Phonics



GROUP 3

Name: _____

INSTRUCTIONS

Say the phonemes in each star. Colour a star every time you say /ee/.

A grid of 50 stars arranged in 10 rows and 5 columns. Each star contains a phoneme. The phonemes are: z, s, ea, y, e, ee, m, ea, p, v, y, g, ee, a, ea, qu, y, d, e, y, ee, ff, ea, ch, ea, e, ee, e, y, ea, ee, ea, th, e, ll, ss.

INSTRUCTIONS

Read each word. Put a tick next to the words which have the phoneme /ee/ in them. Circle the letter(s) that represent the phoneme.


free




carry




hand



bed




led



silly




even



bend




lend




weak




weep




body




easy



she




deal



nun




sun




plenty



tea



bee





INSTRUCTIONS

Read each word one at a time. If it is real, write it in the 'Fab' box.




_____	_____	_____	_____
_____	_____	_____	_____
_____	_____	_____	_____
_____	_____	_____	_____
_____	_____	_____	_____





clean	gomp	she	cheeky	carry
flim	jelly	dat	evil	queen
be	wheel	trob	dup	sas
me	wond	plead	lest	nebs
vand	kimp	wilk	beat	jid
lucky	neat	beak	peel	twenty
creek	free	dund	mund	mean


W INSTRUCTIONS


Unscramble the letters to make the word in the picture. Write the word on the lines.


	e
	w

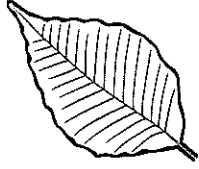
	e
	m


	k
	ea
	b


	r
	t
	ee


	ea
	p
	ch


	wh
	l
	ee

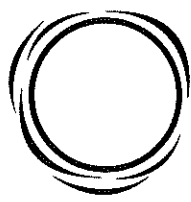
	f
	ea
	l


	t
	m
	ea


	n
	ee
	qu


	pp
	a
	y
	h

	ll
	e
	j
	y

	y
	s
	nn
	u


	t
	ee
	s
	t
	r

	x
	s
	y
	t
	i

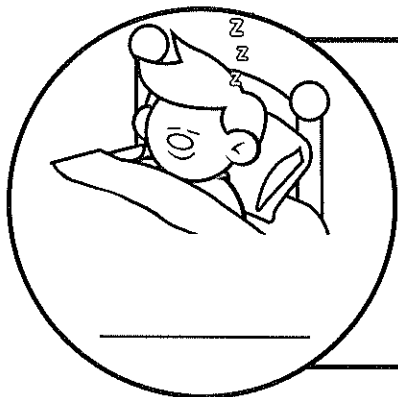
	c
	i
	t
	a
	v
	y

W INSTRUCTIONS


Look at the picture and write the word on the line. Then write two more words with the same /ee/ representation in the spaces provided.



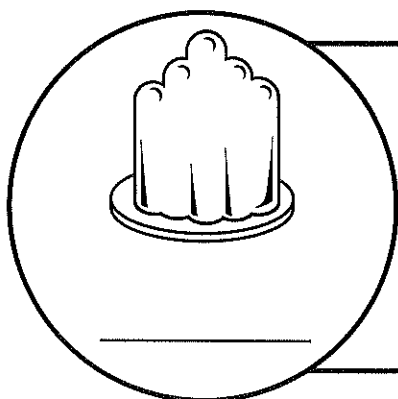
1. _____
2. _____



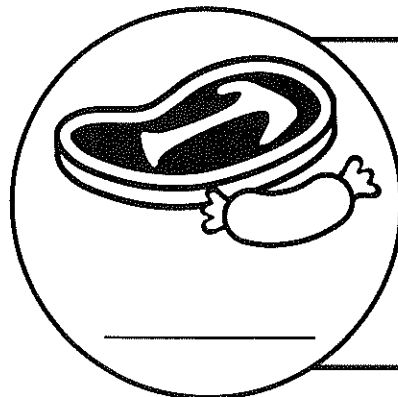
1. _____
2. _____



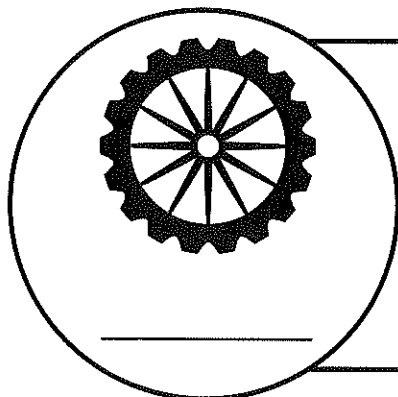
1. _____
2. _____



1. _____
2. _____



1. _____
2. _____



1. _____
2. _____