

Name: \_\_\_\_\_

# Manilla Central School



## Stage 3

# Learning from Home

## 2021 Term 3 Week 6

## Stage 3 Term 3 Week 6 - Monday

Morning		Notes for Teacher	Completed ✓
10min	Quiet Reading - read a book, newspaper, magazine		
20mins	Spelling <ul style="list-style-type: none"> <li>Complete LCWC sheet</li> <li>Complete one activity for maximum of 10 words from spelling activity page</li> </ul>		
30mins	Reading and Comprehension <ul style="list-style-type: none"> <li>Read your novel and complete activities</li> <li>Complete Comprehension pages</li> </ul>		
30mins	Vocabulary - Complete this week's words in Google Classroom OR the sheets provided. <ul style="list-style-type: none"> <li>Customs</li> <li>Heritage</li> <li>Rituals</li> </ul>		

Middle		Notes for Teacher	Completed ✓
30mins	Writing <ul style="list-style-type: none"> <li>Complete planning for Narrative</li> <li>Use Narrative poster for help</li> <li>PowerPoint on google slide will also assist</li> </ul>		
10mins	Brain Break activity		
40mins	Mathematics <ul style="list-style-type: none"> <li>Number Talk</li> <li>3D Objects</li> </ul>		
30mins	Numeracy activities - your choice- circle the one complete <ul style="list-style-type: none"> <li>Prodigy</li> <li>Study ladder</li> <li>Ed Alive</li> <li>Typing Club</li> <li>English and Numeracy Booklet</li> </ul>		
15mins	PE/Fitness - write in notes what you did. <ul style="list-style-type: none"> <li>Go noodle, just dance, throw a ball, ride your bike, play a game with siblings, yoga, running</li> </ul>		

Afternoon		Notes for Teacher	Completed ✓
15mins	Mindfulness Activity- circle the one chosen <ul style="list-style-type: none"> <li>Colouring</li> <li>Word Search</li> <li>Brain Breaks</li> </ul>		
40mins	Visual Arts - Elements of Art - Shapes complete the activities		
10mins	Finish and check work from today		



## Vocabulary

### Learning Intention:


- ❖ We are learning about language - vocabulary

### Success Criteria:

- ❖ We can define technical vocabulary using our own words and images.
  - ❖ We can correctly use learnt vocabulary in a sentence.
- ❖ We can use morphemic spelling strategies to spell additional words.
- ❖ We can identify synonyms and antonyms to help understand new vocabulary.

[example]

## Word: **expand**

What it is or isn't	Use it in a sentence	Morphemic word building (base words/prefixes/suffixes)
It is to make something bigger. It isn't changing it completely.	The object will expand as it increases in heat.	expands expanding expanded expansion expandable unexpandable
Synonyms	Antonyms	Visual Representation
inflate swell distend	shrink contract collapse condense	

# Word: customs

What it is or isn't	Use it in a sentence	Morphemic word building (base words/prefixes/suffixes)
Synonyms	Antonyms	Visual Representation



# Word: heritage

What it is or isn't	Use it in a sentence	Morphemic word building (base words/prefixes/suffixes)
Synonyms	Antonyms	Visual Representation

# Word: rituals

What it is or isn't	Use it in a sentence	Morphemic word building (base words/prefixes/suffixes)
Synonyms	Antonyms	Visual Representation

# Narrative Writing

## What is a narrative?

Narratives tell stories. They are written to entertain and to share experiences with a reader. Narratives can be written in many genres, such as novels, short stories, poems, diaries, and even biographies.

## What is the structure of a narrative?

### Orientation

This gives the reader an idea of what the text will be about.

1. The main character and sometimes other characters are introduced.
2. The setting, place and time is introduced.

### Complication

1. A problem, complication or dilemma that the main character, or other characters is faced with is introduced.
2. This prompts more events for the characters to face in order to solve the original problem.

### Series of Events

1. Paragraphs are used to explain and tell the story by exploring a series of events.
2. The feelings of the main character, and other characters, about the problem and other events is shown throughout this section.

### Resolution

1. The problem, complication or dilemma is sorted out and the problem is resolved.
2. The series of events is brought to a close.

### Coda

This part of the text is optional.

1. If there is a moral, or a lesson to be learnt from the text, then it is written at the end.





# Narrative Writing Annotated

## Example Poster

### The Quest for the Raindrop of Life Excerpt

The sun **dazzled**<sup>1</sup> in the sky above the **Burrow**<sup>6</sup> on yet another **splendid**<sup>1</sup> summer day. **Slumped**<sup>1</sup> against a tree, **ten-year-old**<sup>2</sup> Kian **flicked**<sup>1</sup> lazily through his favourite book. His **brown curls**<sup>2</sup> flopped down over his **crystal blue eyes**<sup>2</sup> and he blew them away with a half-hearted puff.

**In the distance**<sup>3</sup>, **faint sounds**<sup>4</sup> of village life could be **heard**<sup>4</sup>. The local children played happily on their bicycles while their parents bustled about their daily chores of **cleaning, cooking and mending**<sup>5</sup>. Out in the **farmers**<sup>5</sup> fields, workers were dutifully harvesting fresh crops and loading up their carts ready for market. **The Burrow**<sup>6</sup> was a **picture of perfection**<sup>7</sup> and Kian was **contently enjoying**<sup>7</sup> another day in **paradise**<sup>7</sup>, completely **unaware of what was about to happen**<sup>7</sup>.

**Suddenly**<sup>8</sup>, Kian heard the approaching clip-clopping of a **horse's**<sup>9</sup> hooves. He looked up and saw a man wearing a tall, pointy hat and flowing cloak riding towards him. **It was Irwin!**<sup>10</sup> Kian leapt to his feet and rushed towards the wizard. **For years**<sup>9</sup>, Irwin had been coming to the Burrow and telling them all stories of his great adventures. As Kian **skipped**<sup>11</sup> through the long grass towards the **special visitor**<sup>11</sup> he wondered what daring adventure Irwin would tell him about today. Irwin slowed his horse, jumped down and swept Kian into a **tight embrace**<sup>11</sup>. Kian pushed the wizard away and **laughed**<sup>11</sup>.

**"Hey, I'm not a baby anymore!"**<sup>12</sup>

**"I know, I know," Irwin replied. "It's just so good to see you."**<sup>12</sup>

**Text Structure:** Character; setting is introduced first.

**Paragraph 2:** Focussed on one idea; description of setting to set up conflict/resolution.

**Paragraph 3:** Focussed on one idea; arrival of the wizard.

**<sup>1</sup>Vocabulary:** Interesting descriptive words relating to theme.

**<sup>2</sup>Character:** Distinct character, clear initial description. Inferred, 'read lazily', 'slumped', 'flopped'.

**<sup>3</sup>Cohesion:** Connecting device – place.

**<sup>4</sup>Audience:** Using the senses to engage reader.

**<sup>5</sup>Punctuation:** Commas, list apostrophe possessive timeframe.

**<sup>6</sup>Setting:** Name: Burrow, second paragraph describes setting and sets scene.

**<sup>7</sup>Ideas:** Moving story forward, established life is perfect so something will go wrong.

**<sup>8</sup>Cohesion:** Connecting device – time.

**<sup>9</sup>Punctuation:** Apostrophe possessive. Comma, frontal adverbial.

**<sup>10</sup>Sentence Structure:** Short sentence, exclamation for impact.

**<sup>11</sup>Audience:** Tone.

**<sup>12</sup>Sentence Structure:** Dialogue correctly formatted. Exclamation mark for emphasis.



visit [twinkl.com.au](https://www.twinkl.com.au)



# The Creature and the Haunted House

You are going to write a fantasy narrative story about a creature or monster that is hiding under a haunted house. Every time you tell somebody about the creature, they don't believe you because you are the only one who can see or hear it. What kind of creature is it? Why are you the only one who can see or hear it? It could be a friendly creature, or a scary creature.

**Remember that a narrative is a detailed story of a series of events with a complication, and is in a chronological order.**

Before you begin your writing, think about the following:

- 1. Orientation:** Set the scene by including who, what, when, where and why. Where and when did the creature begin hiding under the house? Whose house is it hiding under? Why is it there?
- 2. Complication:** What complication, problem or dilemma occurred? What problem does the creature cause? Is it a good creature or a bad creature?
- 3. Series of Events:** What happens in your story after you learn about the creature? Do you become friends with it, or is it up to you to scare it away?
- 4. Resolution:** How was the complication, problem or dilemma solved? Was there any sort of magic involved in helping to solve the problem?
- 5. Coda:** Remember, this is optional. However, if you choose to include it you will need to provide a moral of the story, or a lesson that was learnt.

## Remember to:

- plan your writing;
- give your narrative an exciting title;
- make sure to include in your orientation the scene, mood and introduce the characters; place and time when you discovered the creature;
- include a complication, problem or dilemma;
- use paragraphs, and start a new paragraph for each part or event;
- use time sequence words and phrases to indicate when certain events occurred;
- describe using detailed and descriptive language;
- include a resolution that involves something that you think would never happen in the real world;
- write in the past tense;
- pay attention to your spelling and punctuation.



# Narrative Writing Planner

**Title:** The Creature and the Haunted House

**Orientation:**

Who? \_\_\_\_\_

What? \_\_\_\_\_

When? \_\_\_\_\_

Where? \_\_\_\_\_

Why? \_\_\_\_\_

**Complication/ Problem/ Dilemma:** \_\_\_\_\_

**Series of Events:**

Event 1: \_\_\_\_\_

Event 2: \_\_\_\_\_

Event 3: \_\_\_\_\_

Event 4: \_\_\_\_\_

Event 5: \_\_\_\_\_

**Resolution:** \_\_\_\_\_

**Coda (optional):** \_\_\_\_\_

**Conclusion:** \_\_\_\_\_

\_\_\_\_\_

\_\_\_\_\_

**Descriptive Language Ideas**

**Time Sequence Words and Phrases**




Twelve horizontal lines for writing.



Eight horizontal lines for writing, starting from the line the ghost is pointing at.

Handwriting practice lines consisting of two sets of horizontal lines. The first set contains 15 lines, and the second set contains 10 lines.




Twelve horizontal lines for writing.



Eight horizontal lines for writing, starting from the line below the ghost's head.



Handwriting practice lines consisting of two sets of horizontal lines. The first set contains 15 lines, and the second set contains 10 lines.



Draft

# My Narrative Writing Checklist

Name.....

My story has an interesting title.	
I have described the setting and atmosphere using descriptive language.	
I have introduced my character or characters and told the reader about them.	
I have explained what is happening at the beginning of the story.	
My story has a believable but interesting problem.	
My character(s) solve the problem in a believable way.	
I have shown the feelings of my character(s) as they deal with the problem.	
I have finished writing effectively to complete the story.	
I have written in paragraphs and each paragraph contains a new idea or event.	
I have used interesting language throughout my story to paint a clear picture for the reader.	
I have used time words to help the reader follow the story.	
I have used different types of sentences to make my writing entertaining.	
I have used speech carefully with correct punctuation.	
I have checked my work carefully and have corrected any spelling, grammar or punctuation mistakes.	

Final

# My Narrative Writing Checklist

Name.....

My story has an interesting title.	
I have described the setting and atmosphere using descriptive language.	
I have introduced my character or characters and told the reader about them.	
I have explained what is happening at the beginning of the story.	
My story has a believable but interesting problem.	
My character(s) solve the problem in a believable way.	
I have shown the feelings of my character(s) as they deal with the problem.	
I have finished writing effectively to complete the story.	
I have written in paragraphs and each paragraph contains a new idea or event.	
I have used interesting language throughout my story to paint a clear picture for the reader.	
I have used time words to help the reader follow the story.	
I have used different types of sentences to make my writing entertaining.	
I have used speech carefully with correct punctuation.	
I have checked my work carefully and have corrected any spelling, grammar or punctuation mistakes.	

# NUMBER TALKS PROBLEM OF THE DAY

How many different  
ways can you  
**mentally** compute


$$136 + 224?$$



## Maths - Number Talk

Show/explain HOW you solved it.

# 3D Objects





# 2D SHAPES

Square



- 4 sides of equal length
- 4 right angle corners



- 1 curved edge
- Same distance across at any side (diameter)



Circle

Equilateral Triangle



- 3 sides
- 3 equal angles
- 3 sides of equal length

Right-Angled Triangle



- 3 sides
- 2 sides of equal length
- 1 right angle

- 3 sides of different length
- 3 different angles



Oval

- 1 curved edge
- Different distance across at any side (diameter)



Scalene Triangle

Isosceles Triangle



- 3 sides
- 2 sides of equal length
- 2 equal angles

Hexagon

- 6 sides
- The sum of the internal angles is  $720^\circ$

Octagon

- 8 sides
- The sum of the internal angles is  $1080^\circ$

Quadrilateral



- 4 sides
- The sum of the internal angles is  $360^\circ$

Pentagon



- 5 sides
- The sum of the internal angles is  $540^\circ$

- Opposite sides are equal length
- 4 right angle corners

Rectangle



Kite

- No parallel sides
- 2 pairs of adjacent equal length sides
- 2 equal angles

Rhombus



Parallelogram

- 2 pairs of parallel sides
- 4 sides of equal length
- Also called a diamond

- 2 pairs of parallel sides
- Opposite sides are equal length

Trapezium

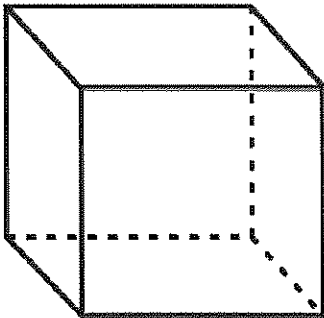
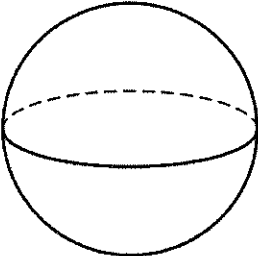




- 4 sides
- 2 parallel sides
- The sum of the internal angles is  $360^\circ$



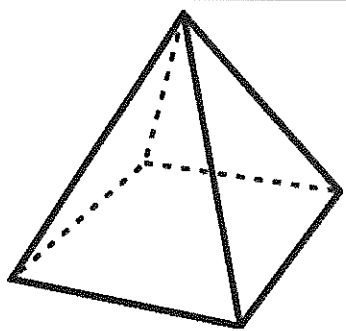
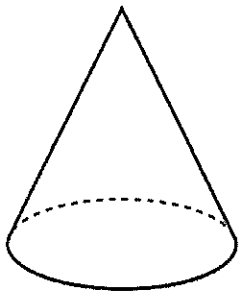
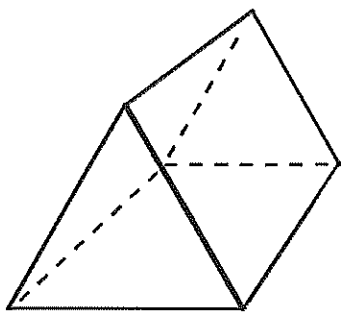
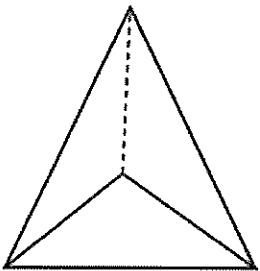


# 3D Shape Challenge

	Shape	Write the correct numbers		
		Faces	Sides	Corners
	Cube			
	Sphere			
	Cylinder			
	Rectangular Prism			



# 3D Shape Challenge

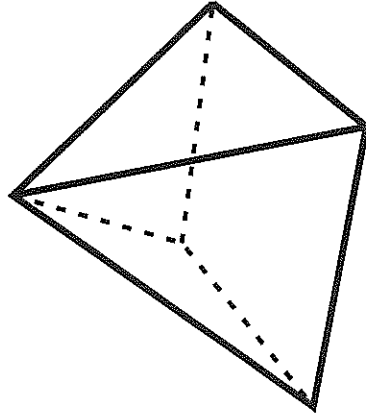
	Shape	Write the correct numbers		
		Faces	Sides	Corners
	Square-Based Pyramid			
	Cone			
	Triangular Prism			
	Triangular-Based Pyramid			



# 3-Dimensional Shapes



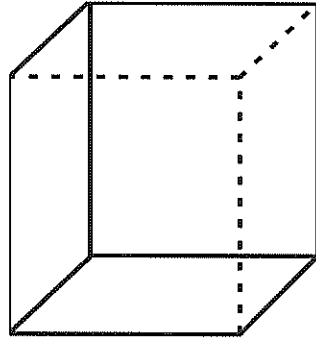

Let's take a look at these 3 dimensional (3D) shapes and fill the blanks given below.



This is a \_\_\_\_\_.

It has \_\_\_\_\_ faces  
and has \_\_\_\_\_  
corners.

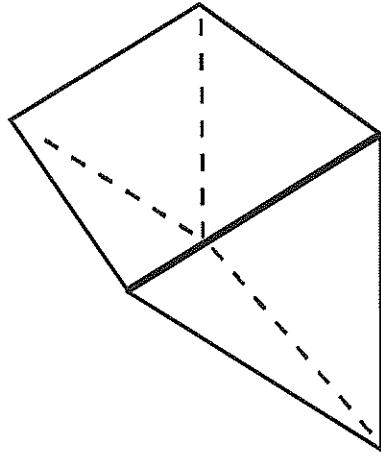
There are \_\_\_\_\_  
edges.



This is a \_\_\_\_\_.

A \_\_\_\_\_ has  
\_\_\_\_\_ faces and has \_\_\_\_\_  
corners.

There are \_\_\_\_\_  
edges.


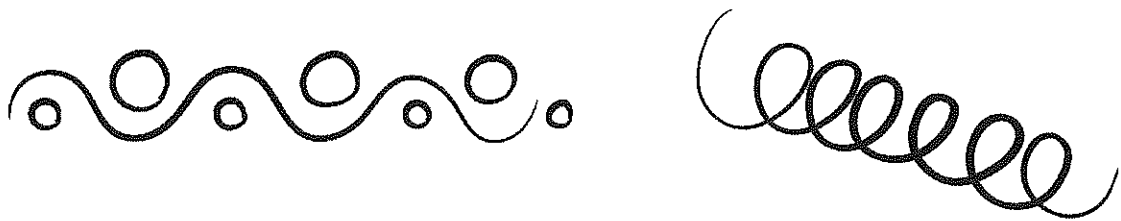


This is a \_\_\_\_\_.

It has \_\_\_\_\_ faces  
and has \_\_\_\_\_  
corners.

There are \_\_\_\_\_  
edges.

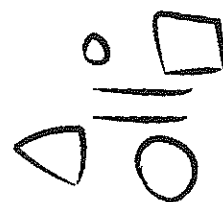




# Shape



SHAPE IS IMPORTANT  
IN ALL OF THE  
ELEMENTS OF ART

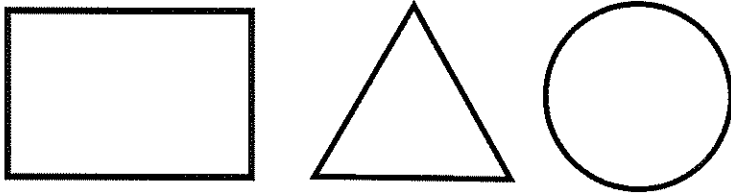


# Introduction To Shape

A **SHAPE** is made when you join a line, or series of lines together. Shapes are flat, two dimensional areas outlined by a line. There are two main categories of shapes: geometric and organic.

## Shapes can be geometric:


**Geometric** shapes are mostly made by humans. They generally have their own names. Draw some other geometric shapes in the blank space below:



## Shapes can be organic:

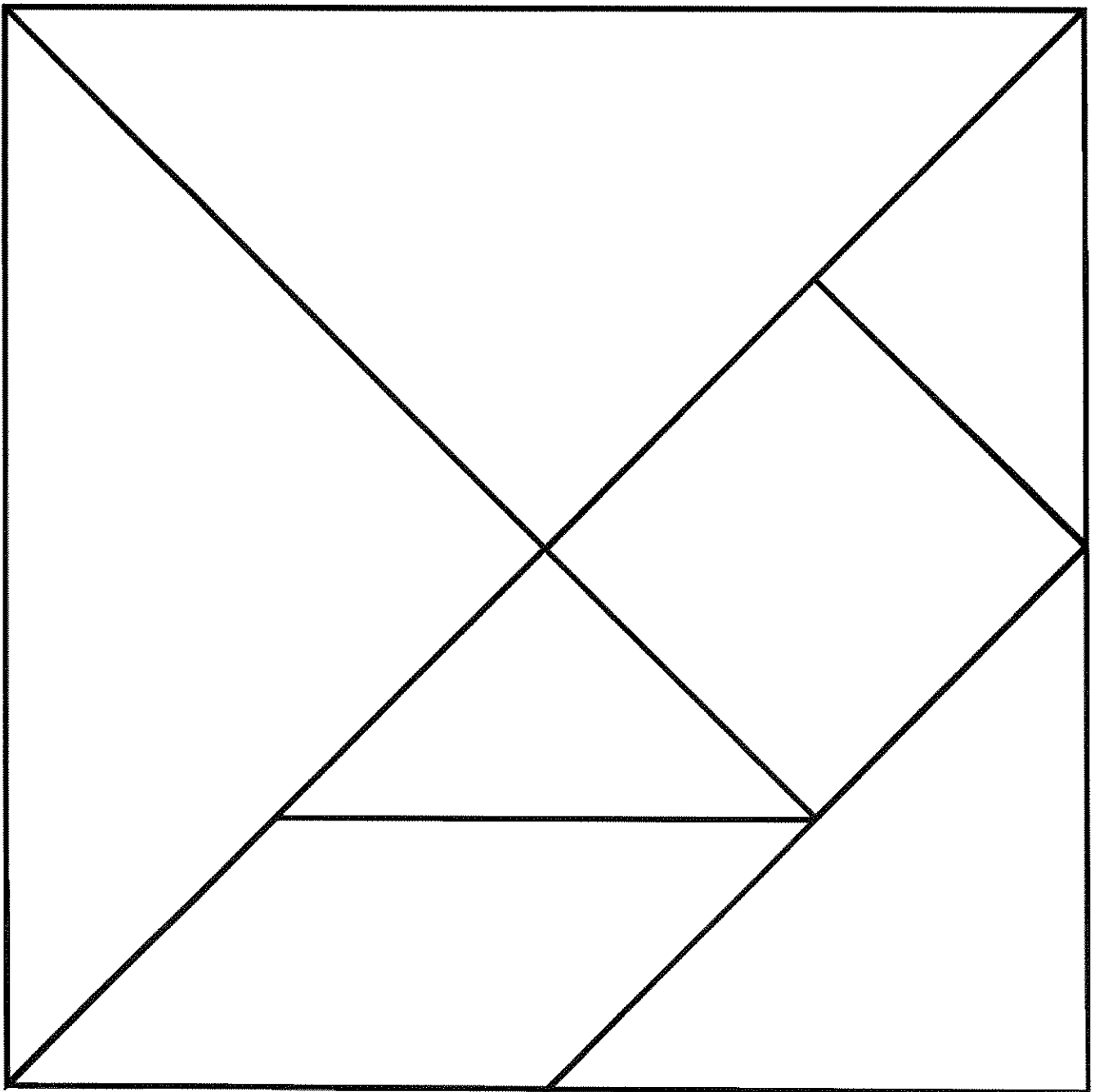
Shapes can be **organic** (free-form). Organic shapes remind us of things found in the natural world.

Can you draw some other organic shapes?



# TANGRAM PUZZLE

A tangram is an ancient Chinese puzzle. The object of the puzzle is to rearrange the geometric shapes in the square (the puzzle pieces) to form shapes and figures using all the tangram pieces.




Cut out the pieces as carefully as possible. Then see if you can recreate the shapes on the next page. Can you create your own organic shapes too?






# TANGRAM SHAPES


Puzzle 1




Puzzle 2




Puzzle 3



Puzzle 4




Puzzle 5




Puzzle 6




Puzzle 7



Puzzle 8




Puzzle 9




# Exploring Organic Shapes

Organic, free-form shapes found in nature do not always look the same. Draw these organic shapes three different ways.


tree shape



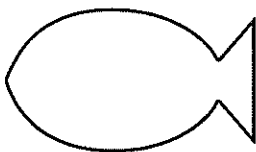
leaf shape



splatter shape



fish shape



cloud shape




# Creating Like Picasso


Pablo Picasso used a variety of shapes, lines and colours to create his Cubism artwork. After viewing some of Picasso's work, use the head shape template, and the facial features below, to create a cubist cartoon character. Be sure to draw the facial features in different sizes, uneven shapes and place some shapes outside the head, or in odd positions. Be as creative as you like! Then draw lines to divide up the face and background. Fill the different sections with your line patterns and bold colours to decorate the face and create an exciting piece of art!



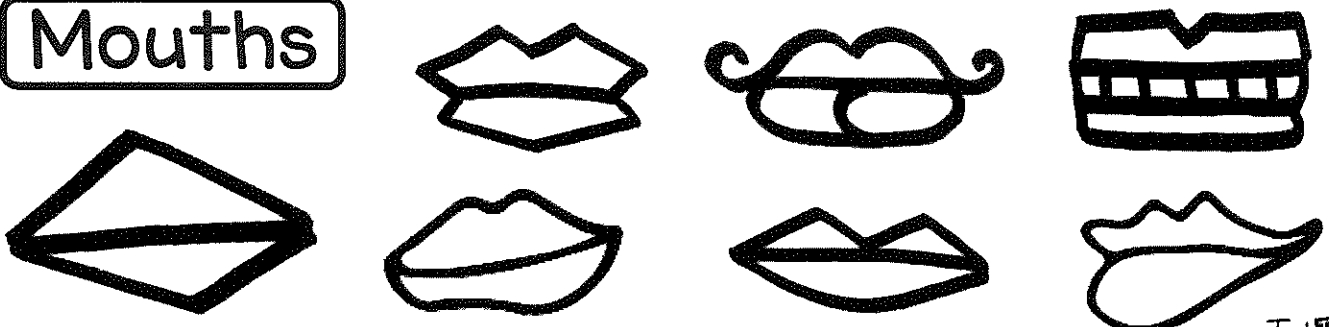
## Eyes



## Ears




## Mouths






# PICASSO PORTRAIT





# PICASSO PORTRAIT

*Sample*





## Stage 3 Term 3 Week 6 - Tuesday

Morning		Notes for Teacher	Completed ✓
10min	Quiet Reading - read a book, newspaper, magazine		
20mins	Spelling <ul style="list-style-type: none"> <li>Complete one activity for maximum of 10 words from spelling activity page</li> <li>Spelling sheet</li> </ul>		
30mins	Reading and Comprehension <ul style="list-style-type: none"> <li>Read your novel and complete activities</li> <li>Complete Comprehension pages</li> </ul>		
30mins	Literacy activities- your choice - circle the one completed <ul style="list-style-type: none"> <li>Reading Eggs</li> <li>Get Epic</li> <li>Ed Alive - Typing</li> <li>Reading</li> <li>English and Numeracy Booklet</li> </ul>		

Middle		Notes for Teacher	Completed ✓
30mins	Writing <ul style="list-style-type: none"> <li>start draft for Narrative writing</li> <li>Use Narrative poster for help</li> <li>PowerPoint on google slide will also assist</li> </ul>		
10mins	Brain Break activity		
40mins	Mathematics <ul style="list-style-type: none"> <li>Number Talk</li> <li>3D Objects</li> </ul>		
30mins	Numeracy activities - your choice- circle the one complete <ul style="list-style-type: none"> <li>Prodigy</li> <li>Study ladder</li> <li>Ed Alive</li> <li>English and Numeracy Booklet</li> </ul>		
15mins	PE/Fitness - write in notes what you did. <ul style="list-style-type: none"> <li>Go noodle, just dance, throw a ball, ride your bike, play a game with siblings, yoga, running</li> </ul>		

Afternoon		Notes for Teacher	Completed ✓
15mins	Mindfulness Activity- circle the one chosen <ul style="list-style-type: none"> <li>Colouring</li> <li>Word Search</li> <li>Brain Breaks</li> </ul>		
40mins	UOI - start lesson (Lesson 3 Different Cultures) <ul style="list-style-type: none"> <li>Use inquisitive from google classroom link to help complete work.</li> </ul>		
10mins	Finish and check work from today		

















































## Stage 3 Term 3 Week 6 - Thursday

Morning		Notes for Teacher	Completed ✓
10min	Quiet Reading - read a book, newspaper, magazine		
20mins	Spelling <ul style="list-style-type: none"> <li>Complete one activity for maximum of 10 words from spelling activity page</li> <li>Complete Spelling Sheet</li> </ul>		
30mins	Reading and Comprehension <ul style="list-style-type: none"> <li>Reading Eggs or</li> <li>Get Epic</li> </ul>		
30mins	BTN - watch on your device <ul style="list-style-type: none"> <li>Search for BTN - classroom episode</li> <li>Complete worksheet or on your google slide for week 6</li> </ul>		

Middle		Notes for Teacher	Completed ✓
30mins	Writing <ul style="list-style-type: none"> <li>Continue draft for Narrative writing</li> <li>Edit and start final copy</li> <li>Use Narrative poster for help</li> <li>PowerPoint on google slide will also assist</li> </ul>		
10mins	Brain Break activity		
40mins	Mathematics - Multiplication and Division <ul style="list-style-type: none"> <li>Complete lesson for maths</li> <li>continue Mystery game at back of booklet</li> </ul>		
30mins	Numeracy activities - your choice- circle the one complete <ul style="list-style-type: none"> <li>Prodigy</li> <li>Study ladder</li> <li>Ed Alive</li> <li>English and Numeracy Booklet</li> </ul>		
15mins	PE/Fitness - write in notes what you did. <ul style="list-style-type: none"> <li>Go noodle, just dance, throw a ball, ride your bike, play a game with siblings, yoga, running</li> </ul>		

Afternoon		Notes for Teacher	Completed ✓
15mins	Mindfulness Activity- circle the one chosen <ul style="list-style-type: none"> <li>Colouring</li> <li>Word Search</li> <li>Brain Breaks</li> </ul>		
40mins	UOI - Finish lesson (Lesson 3 Different Cultures) <ul style="list-style-type: none"> <li>Use inquisitive from google classroom link to help complete work.</li> </ul>		
10mins	Finish and check work from today		



# BTN



Stage 3  
Term 3, 2021  
Week 6

Name:

## Learning Intention:

- ❖ We are learning to comprehend current news issues.

## Success Criteria:

- ❖ We can use the super six comprehension strategies to comprehend news articles from BTN.



## Predicting

When we predict, we think about what is going to happen in a text.

We predict...

**Before** reading

**During** reading

**After** reading



## Making connections

When we make connections, we think about how the text is **similar** to:




Our own lives **text to self**

Another text **text to text**



Something in our world **text to world**



## Monitoring

When we monitor, we **stop** and **think** about a text. We ask ourselves "Does this make sense?"



## Visualising

When we visualise we **make pictures** in our heads about what we are reading, watching or listening to.



## Summarising

When we summarise, we take the most **important** ideas from a text and say or write them in our **own words**.



First...  
Next...  
Then...  
Finally...

The main idea was...

## Questioning

When we question, we **ask** and **answer** questions about a text. We ask questions to help understand what is happening.

I wonder why...

How did the...



What if...

Who...

When...

[date]

Wednesday - Watch the latest BTN episode. Complete the Super Six Comprehension Strategies on the following slides.		
<b>Predicting</b>	What I think one of the stories will be about...	
<b>Making Connections</b> <b>text-self-world</b>	What I heard.... Reminded me of... Text to:	
<b>Monitoring</b>	I already knew... Something I learnt...	



[date]

Wednesday - Watch the latest BTN episode. Complete the Super Six Comprehension Strategies on the following slides.		
Visualising	An image that helps me understand this more...	
Summarising	Write a summary of the main points from one article. (3-4 sentences)	
Questioning	I still have a question about...	

# NUMBER TALKS PROBLEM OF THE DAY

How many different  
ways can you  
**mentally** compute

$$658 + 102?$$



## Maths - Number Talk

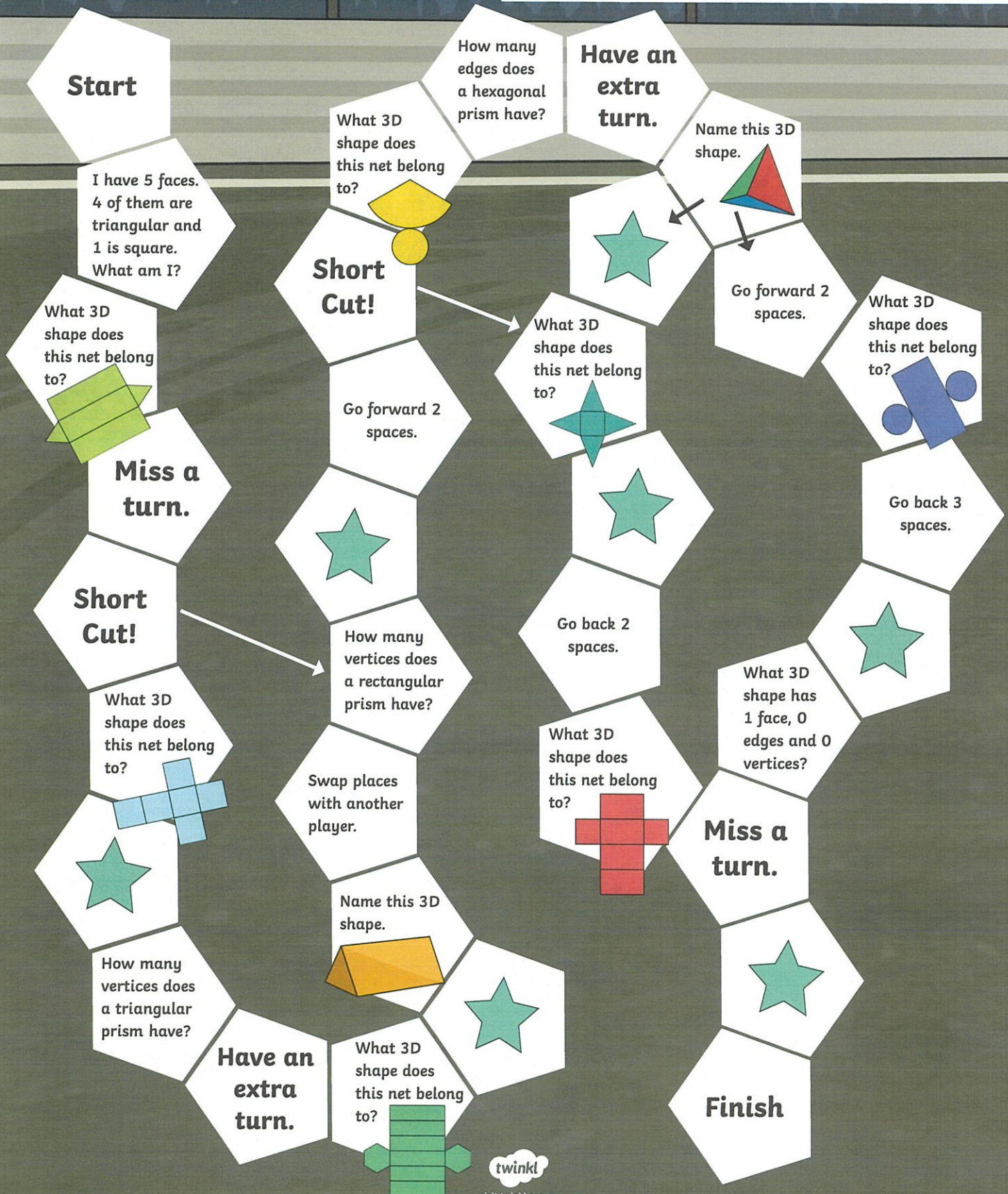
Show/explain HOW you solved it.



# 3D Shape Race

## How to Play

1. You will need dice and counters.
2. Roll the dice and move forward the correct number of spaces.
3. Answer the question or follow the instructions on the space.
4. If you answer incorrectly, move back to your previous position.
5. If you land on a star, you can stay on the space without having to answer a question.
6. The winner is the player who reaches 'Finish' first.



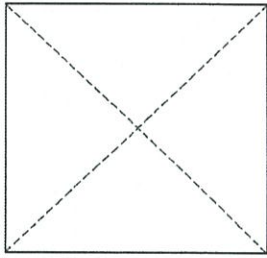


# 3D Shapes

## Fortune Teller

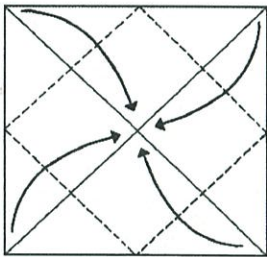
### Instructions

①



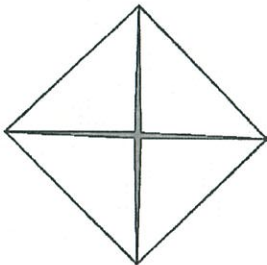
With pictures face down, fold on both diagonal lines. Unfold.

②



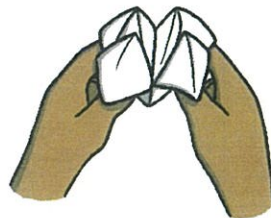
Fold all four corners to the centre.

③



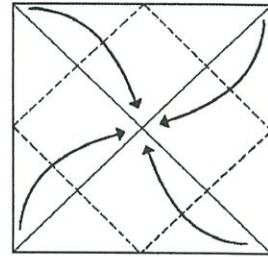
Turn paper over.

⑦



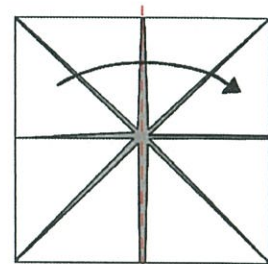
Slide thumbs and forefingers under the squares and move the fortune teller back and forth to play.

④



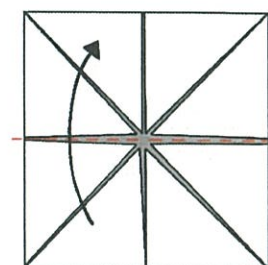
Once again, fold all corners to the centre.

⑤

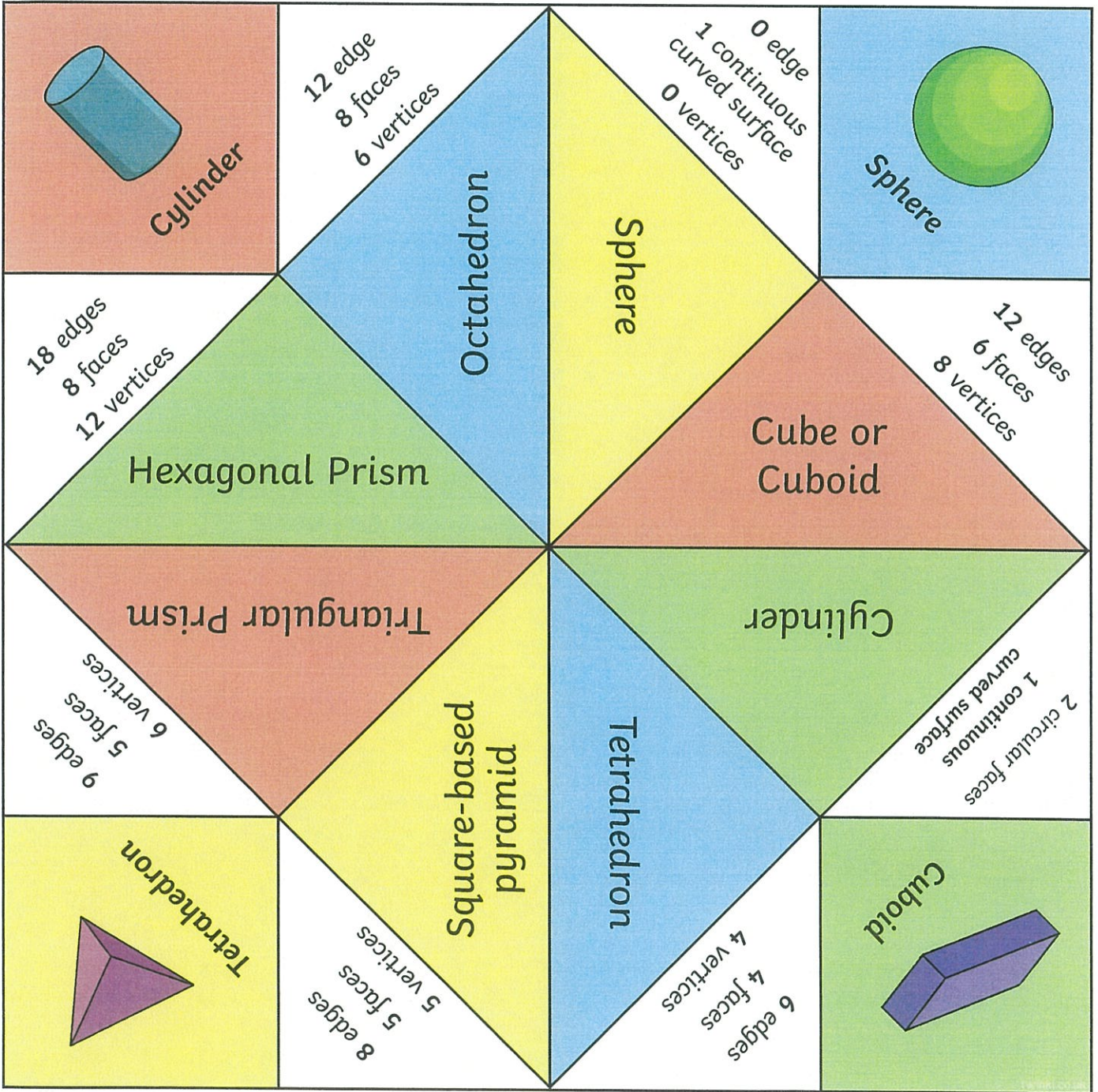


Fold paper in half and unfold.

⑥



Fold in half from top to bottom. Do not unfold.







## Stage 3 Term 3 Week 6 - Friday

Morning		Notes for Teacher	Completed ✓
10min	Quiet Reading - read a book, newspaper, magazine		
20mins	Spelling <ul style="list-style-type: none"> <li>• Finish spelling worksheet</li> <li>• Spelling Test - ask someone to help you with your spelling test. Complete on page</li> </ul>		
30mins	Reading and Comprehension <ul style="list-style-type: none"> <li>• Reading Eggs or</li> <li>• Get Epic</li> </ul>		
30mins	Writing <ul style="list-style-type: none"> <li>• Continue final copy(publish) for Narrative writing</li> <li>• Use Narrative poster for help</li> <li>• PowerPoint on google slide will also assist</li> </ul>		

Middle		Notes for Teacher	Completed ✓
40mins	Mathematics <ul style="list-style-type: none"> <li>• Complete lesson for maths</li> <li>• continue Mystery game at back of booklet</li> </ul>		
10mins	Brain Break activity		
20mins	PD (Personal Development) <ul style="list-style-type: none"> <li>• Healthy Eating. Use the information on the Healthy Eating 1 worksheet to create a weekly meal plan of the Healthy Eating 2 worksheet.</li> </ul>		
30mins	Numeracy activities - your choice- circle the one complete <ul style="list-style-type: none"> <li>• Prodigy</li> <li>• Study ladder</li> <li>• Ed Alive</li> <li>• English and Numeracy Booklet</li> </ul>		
15mins	PE/Fitness - write in notes what you did. <ul style="list-style-type: none"> <li>• Go noodle, just dance, throw a ball, ride your bike, play a game with siblings, yoga, running</li> </ul>		

Afternoon		Notes for Teacher	Completed ✓
15mins	Mindfulness Activity- circle the one chosen <ul style="list-style-type: none"> <li>• Colouring</li> <li>• Word Search</li> <li>• Brain Breaks</li> </ul>		
40mins	• Free Time!!		
10mins	Finish and check work from today Place all work that needs to be returned into Week 6 Folder ready to return to school  Keep your novel and novel study work booklet Keep your early finisher booklet Keep your passwords page		

# NUMBER TALKS PROBLEM OF THE DAY

How many different  
ways can you  
**mentally** compute

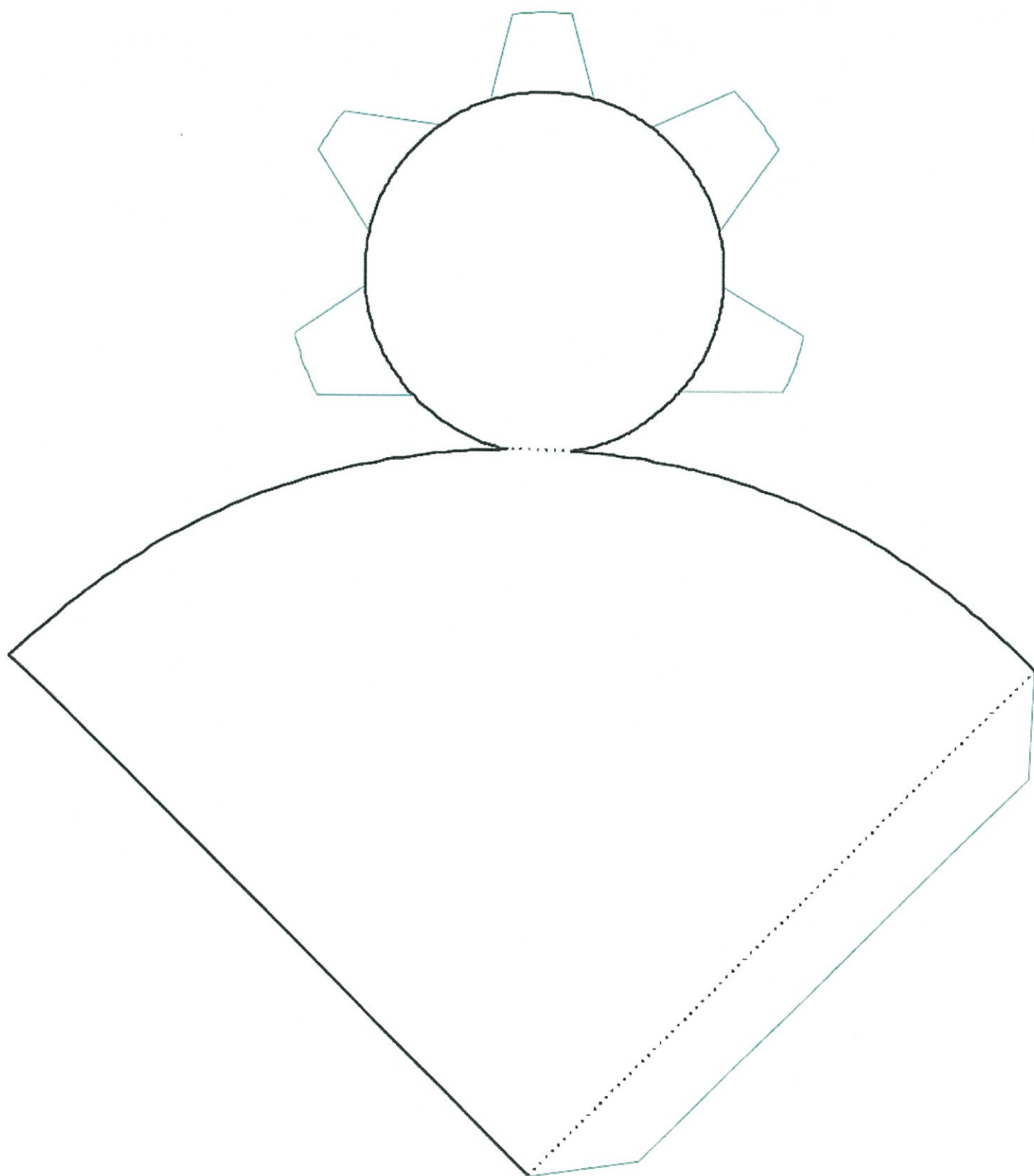
$$160 - 28?$$



## Maths - Number Talk

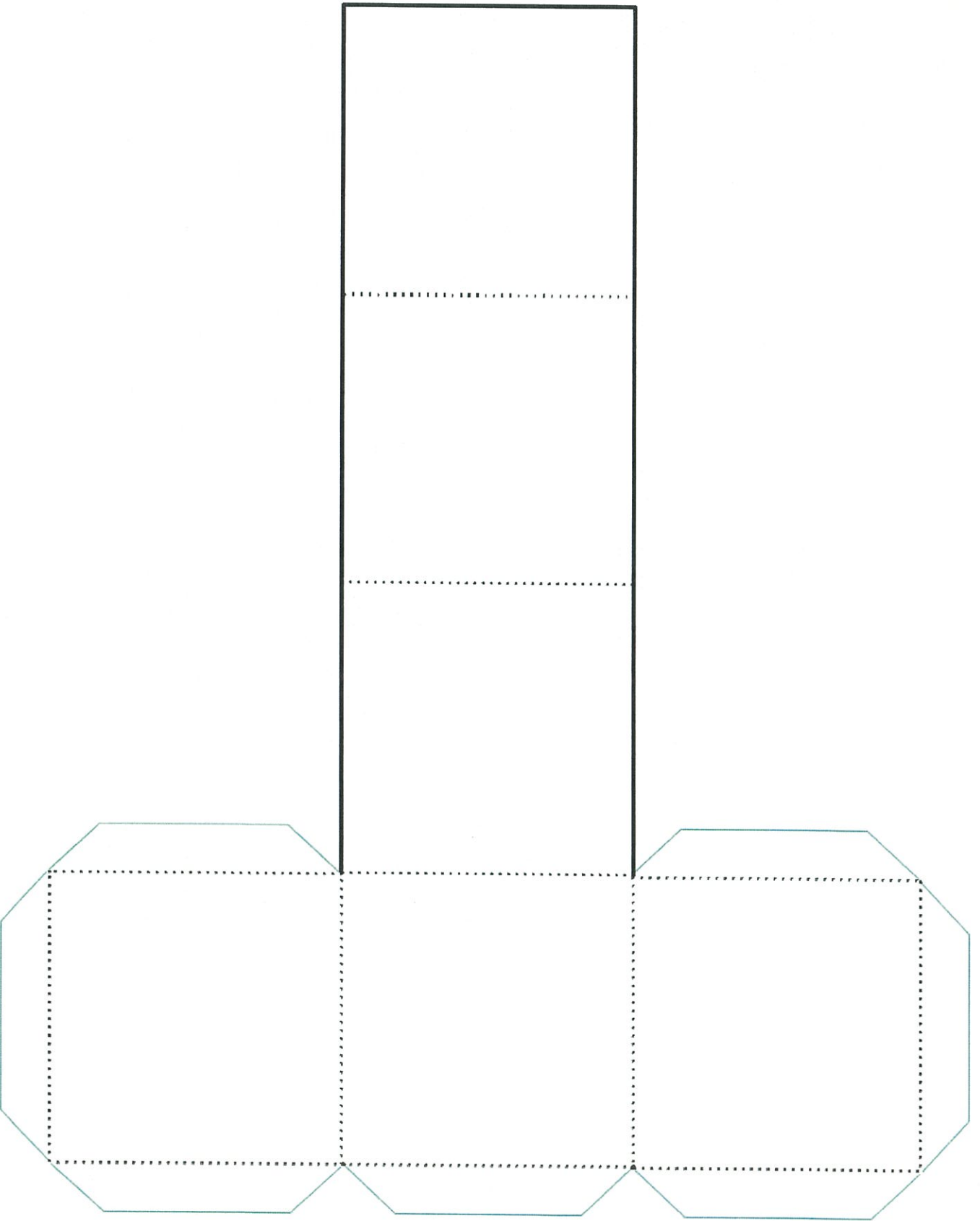
Show/explain HOW you solved it.





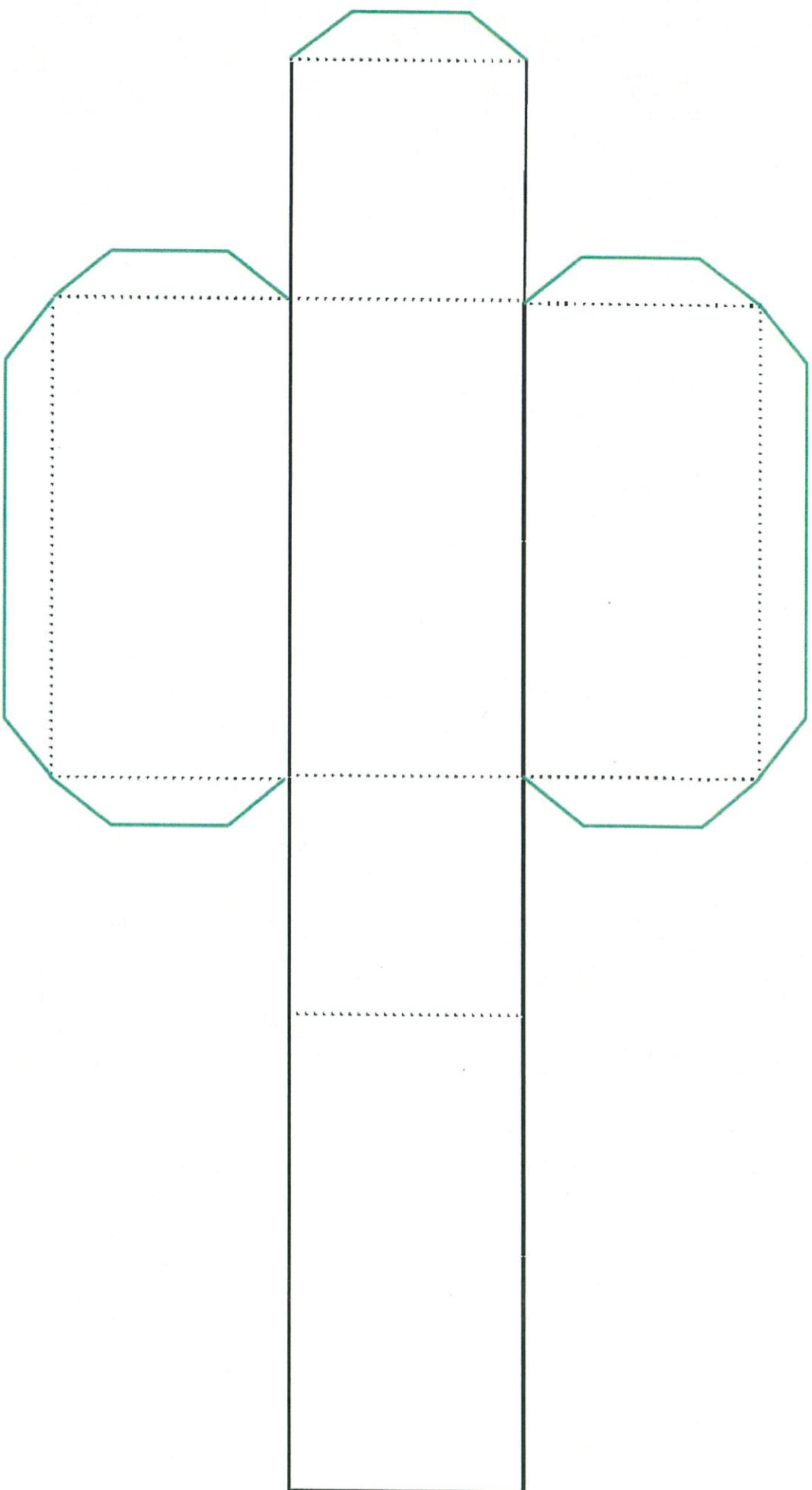
**Cone Net:** Cut out the shape. Fold along dotted lines. Fold down the flaps.





**Cube Net:** Cut out the shape. Fold along dotted lines. Fold down the flaps.






**Cuboid Net:** Cut out the shape. Fold along dotted lines. Fold down the flaps.

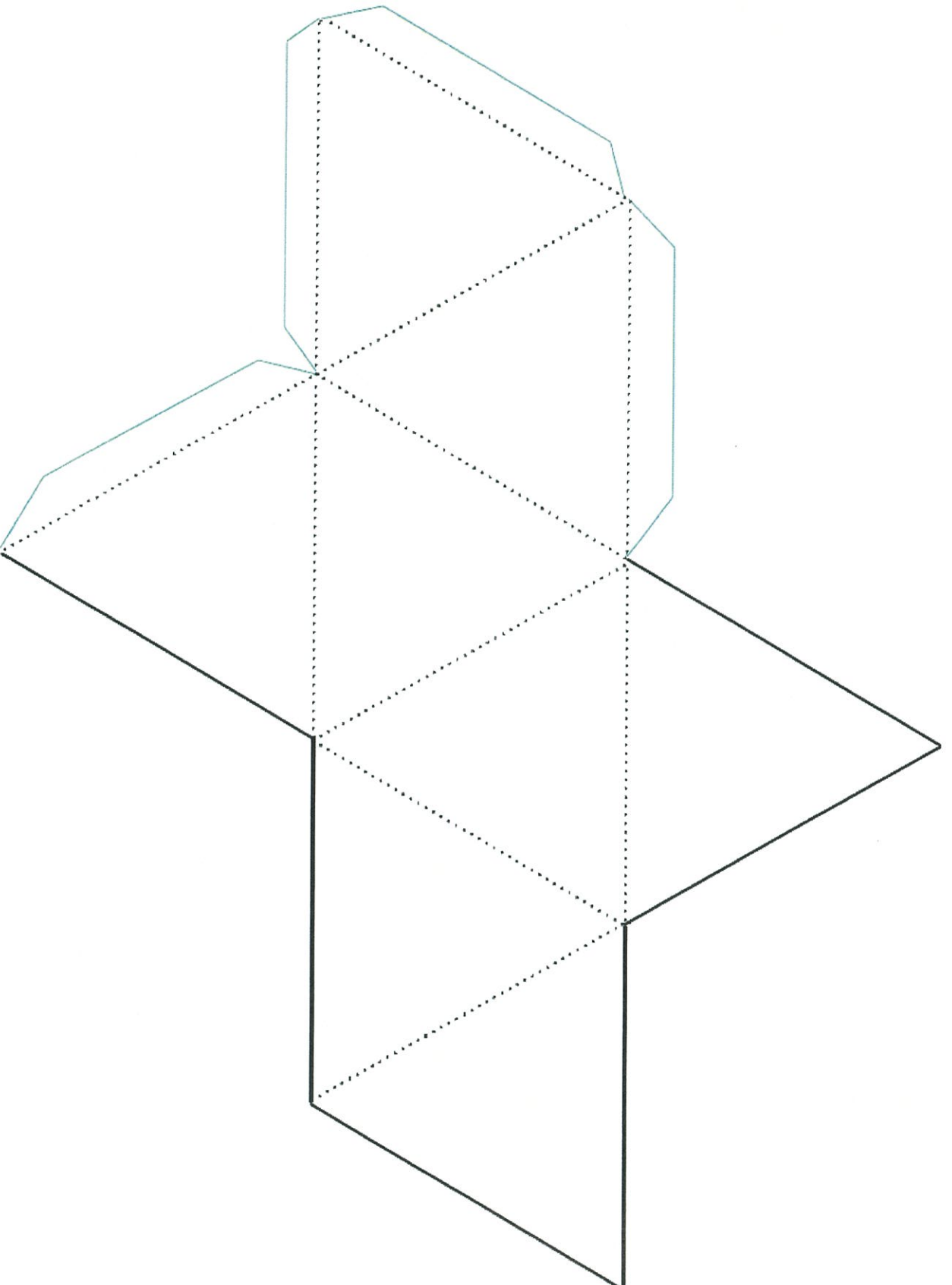






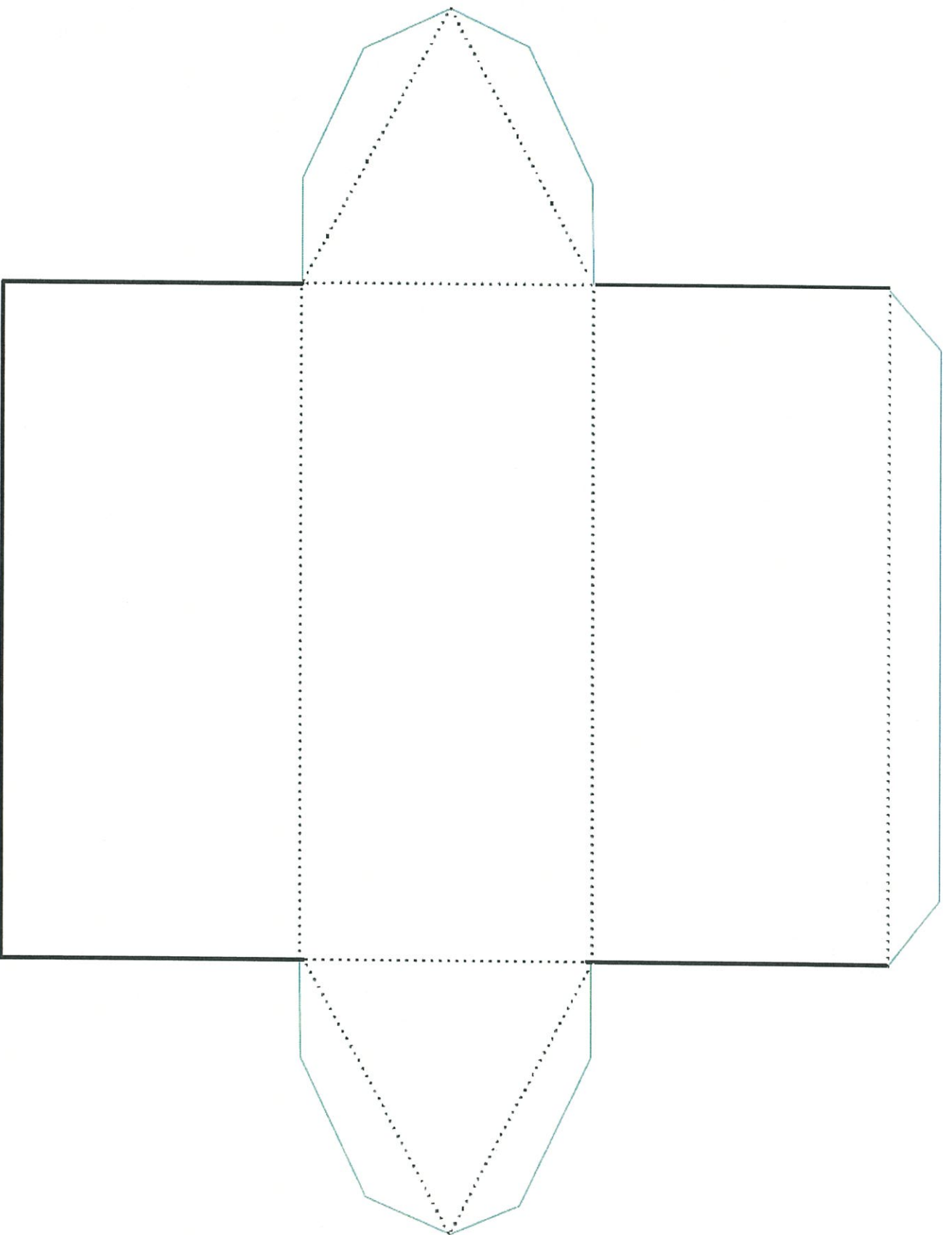
**Cylinder Net:** Cut out the shape. Fold along dotted lines. Fold down the flaps.





**Octahedron Net:** Cut out the shape. Fold along dotted lines. Fold down the flaps.

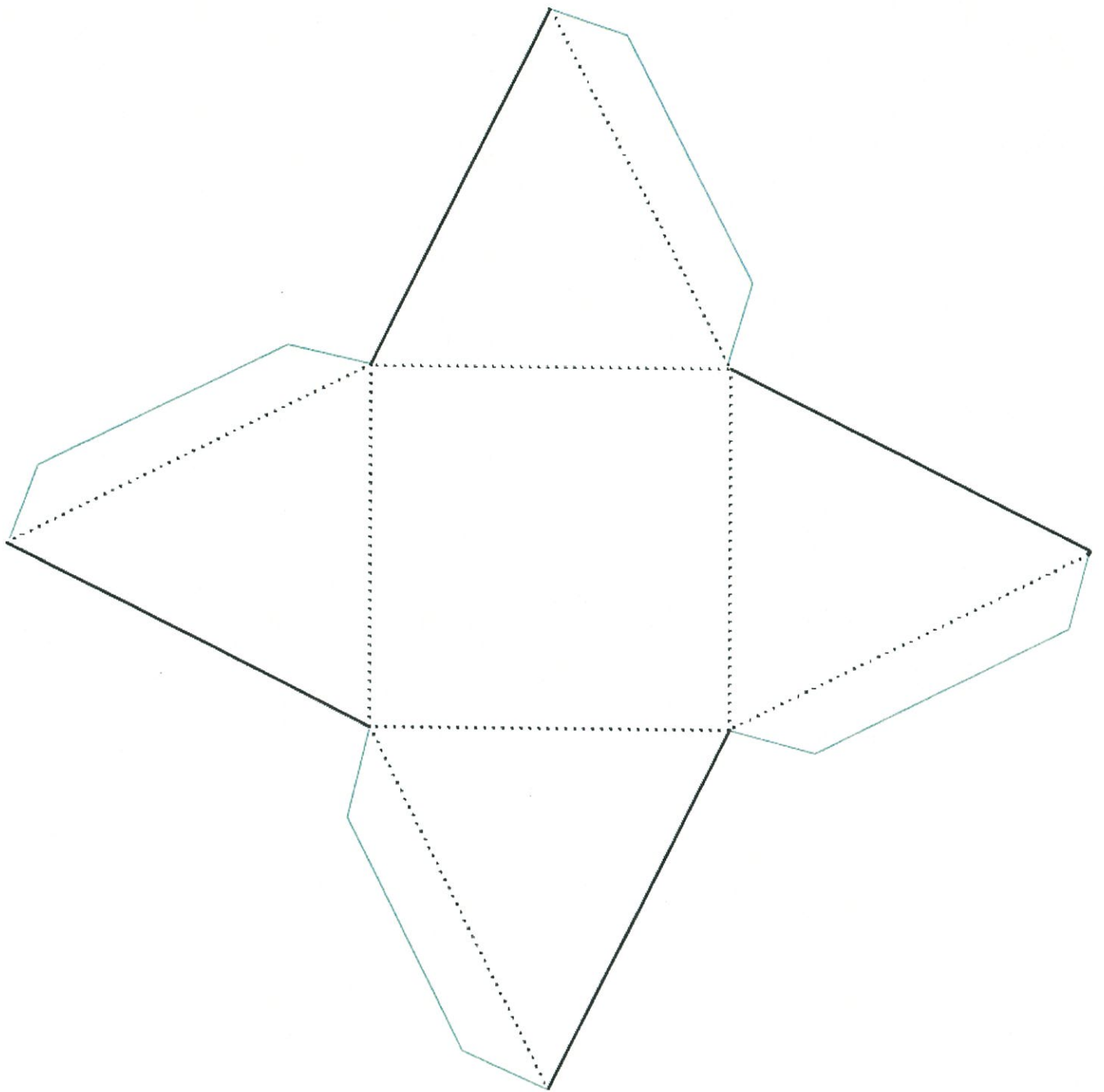




**Prism Net:** Cut out the shape. Fold along dotted lines. Fold down the flaps.

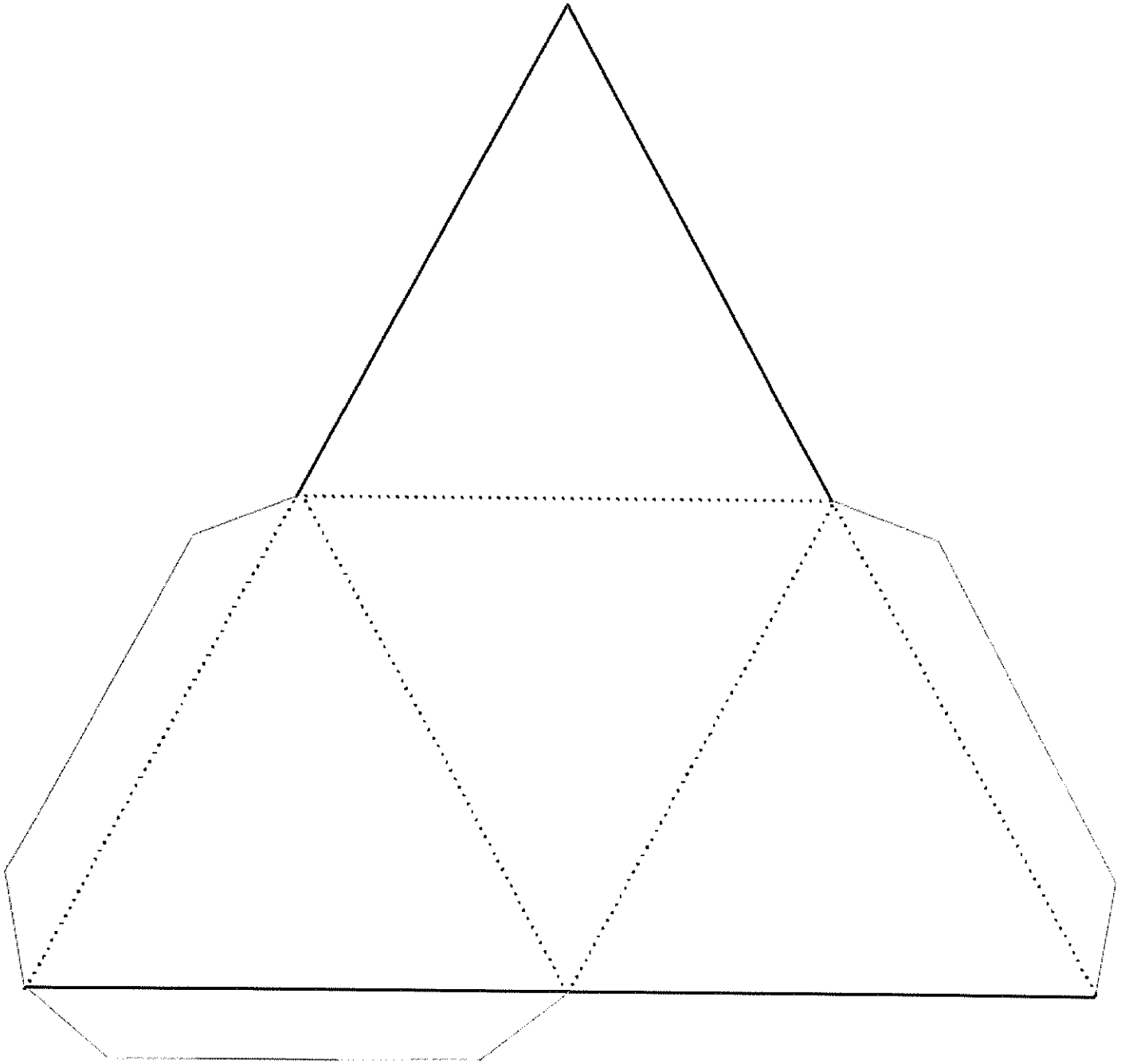






**Pyramid Net:** Cut out the shape. Fold along dotted lines. Fold down the flaps.



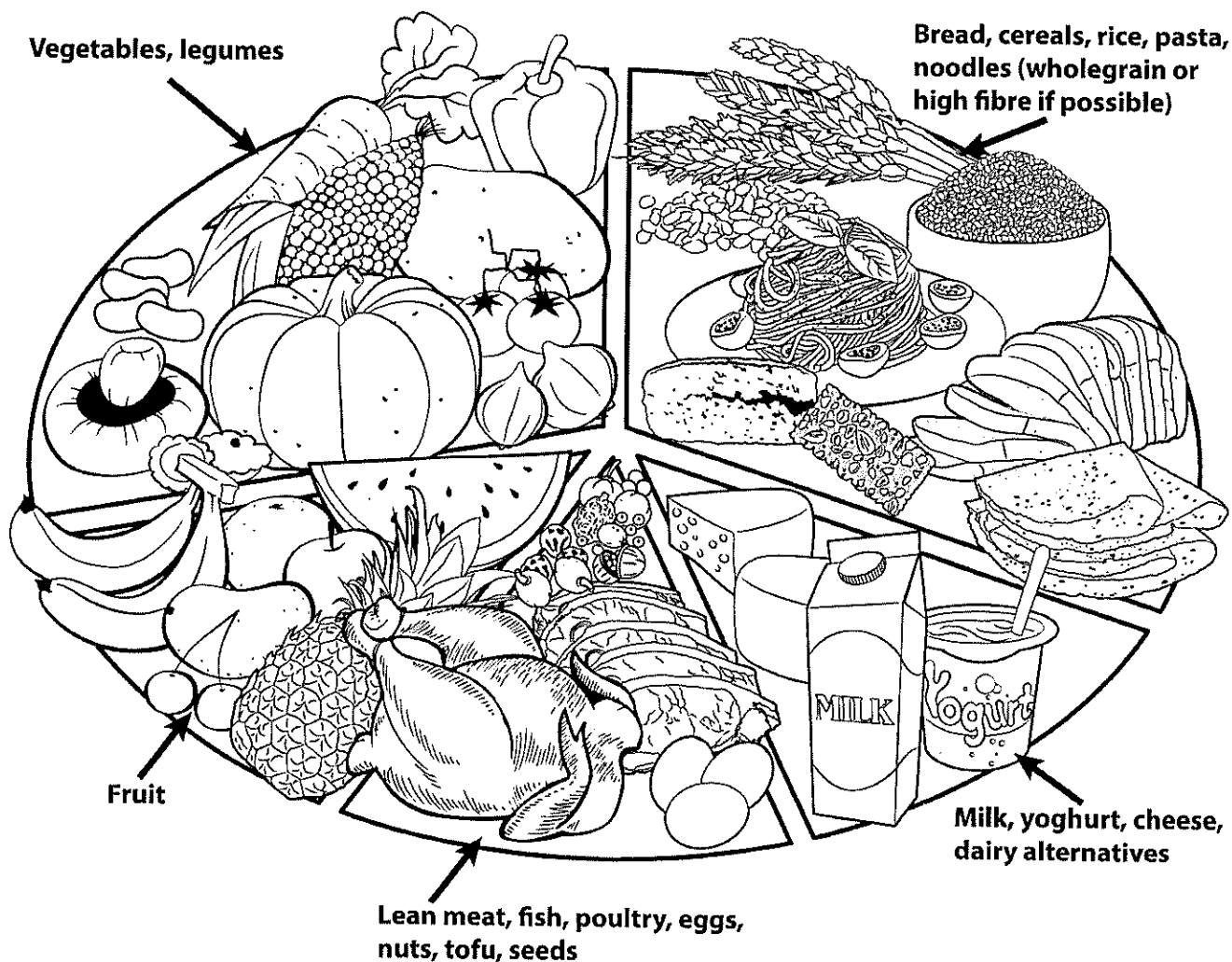


**Tetrahedron Net:** Cut out the shape. Fold along dotted lines. Fold down the flaps.

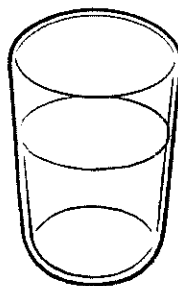





## Healthy eating guide model




Drink plenty of water



Choose these sometimes  
or in small amounts





# Healthy eating – 2

Being healthy, safe and active

**WEEKLY MENU**

	MONDAY	TUESDAY	WEDNESDAY	THURSDAY	FRIDAY	SATURDAY	SUNDAY
BREAKFAST							
SNACK							
LUNCH							
SNACK							
DINNER							



# Brain Breaks

**Pat your head and rub your stomach at the same time.**

Teach **THIS**

**Create a pattern by clicking your fingers & clapping your hands.**

Teach **THIS**

**Waddle like a penguin across the room and back.**

Teach **THIS**

**Walk on tip-toes across the room and back.**

Teach **THIS**

**Flap your arms and fly like a bird around the room once.**

Teach **THIS**

**Jump as high as you can five times.**

Teach **THIS**





Hold this yoga pose for up to one minute.

Teach **THIS**



Hold this yoga pose for up to one minute.

Teach **THIS**



Hold this yoga pose for up to one minute.

Teach **THIS**



Hold this yoga pose for up to one minute.

Teach **THIS**




Hold this yoga pose for up to one minute.

Teach **THIS**



Hold this yoga pose for up to one minute.


Teach **THIS**



# Courage









# Windfulness A to Z

By \_\_\_\_\_



A	
B	
C	
D	
E	
F	
G	
H	
I	
J	
K	
L	
M	

N	
O	
P	
Q	
R	
S	
T	
U	
V	
W	
X	
Y	
Z	









# Your Biggest Critic

We all know that bullying is not the right thing to do, and that it can be very damaging to the self esteem of the person who is being bullied. But for many people the most critical voice they ever hear is the one in their own head.

Take a few minutes to colour in these heart mandalas. While you do that, think about the things that make you special, make you great. Every time you come up with a new word that describes you write it in one of the empty boxes around the page.

**It's okay to feel good about yourself. Everyone has something to be proud of.**



Name \_\_\_\_\_ What's your House? \_\_\_\_\_

# FIRST YEARS at HOGWARTS

## WORD SEARCH



A Y J B Z U C B R O O M S T I C K N R B H K M N L V  
 P M Z S W E H W V B H Y N A N E S Y A M S W S T S L  
 E O G N S E E K E R N A R E A M I H N I S M N F G H  
 C U P B O A R D I O N I J L D C U P I R O O A N R P  
 R N G K I N G S C R O S S I L U N Y S R R M R D C L  
 A T H I P P R I V E T D R I V E M S E O T C A U A E  
 V A T H V O L D E M O R T P E R A B E R I P G R B T  
 E I N V I S I B I L I T Y C L O A K J O N E R S B T  
 N N E D E K I S S T O N E N T N I L S F G E A L Y E  
 C T Q S C A R S A I E L R R D T C W G E H A V E G R  
 L R N U G J O H M S U T D R I Y I Z S R A S E Y E H  
 A O M B T A D E H V U T A E C F S C E I T P N S Z C  
 W L S P R H A R R Y N Z S G M P F R K S L A P A S Y  
 U L L I H O G M S E I C E Z G O D O M E N R U R L C  
 L Y C A N T H I O W A N D B R L R O N D T A F U Y Y  
 P T U Q R S A O I Z G F F A E P U T S H E G A Y T O  
 P G Z O U P H N N Q A F C O R R F W R Z M U E T H U  
 F M N R A I R E F D U M B L E D O R E P E L I O E K  
 G H O G W A R T S P A I N X V S O C M L L Y T N R N  
 S Y E P F I M R E I T O D O H D A A S A N M D I I O  
 T A R H U F F L E P O O F D N N P T N G F I A M N W  
 W J S Q U R F H L L A D U I I E H O U O R E D L B W  
 R S E R E F N I O P L Z F P Q T G G A G F E S H E H  
 Y D F P U O T O E S V F S T N A C P A T I E I E C O  
 T H A H Y L R A C E Y T A U I R G H R Y X E A R Y E  
 A N J B Z U C V N R S T U D H E D W I G H K M S U F  
 S C Z S W E M C G O N A G A L L S Y A M H W R T T F

- ☐ HARRY
- ☐ RON
- ☐ HERMIONE
- ☐ CUPBOARD
- ☐ HAGRID
- ☐ DUMBLEDORE
- ☐ MIRROR OF ERISED
- ☐ MCGONAGALL
- ☐ GRYFFINDOR
- ☐ HUFFLEPUFF
- ☐ SLYTHERIN
- ☐ RAVENCLAW

- ☐ STONE
- ☐ VOLDEMORT
- ☐ LETTER
- ☐ HOGWARTS
- ☐ PRVET DRIVE
- ☐ DURSLEYS
- ☐ BROOMSTICK
- ☐ QUIDDITCH
- ☐ INVISIBILITY CLOAK
- ☐ QUIRRELL
- ☐ SNAPE
- ☐ MOUNTAIN TROLL

- ☐ SEEKER
- ☐ YOU KNOW WHO
- ☐ SORTING HAT
- ☐ FEAST
- ☐ WAND
- ☐ DIAGON ALLEY
- ☐ SCAR
- ☐ HEDWIG
- ☐ TICKET
- ☐ KINGS CROSS
- ☐ WIZARD





Name \_\_\_\_\_ Date \_\_\_\_\_

# KINDNESS MATTERS



- ☐ Love
- ☐ Grace
- ☐ Kindness
- ☐ Positive
- ☐ Compassion
- ☐ Cheerful
- ☐ Cooperative
- ☐ Enthusiastic
- ☐ Forgiving
- ☐ Helpful
- ☐ Patient
- ☐ Knowledgeable

- ☐ Creative
- ☐ Delightful
- ☐ Optimistic
- ☐ Charming
- ☐ Fun
- ☐ Beautiful
- ☐ Laughter
- ☐ Quality
- ☐ Outgoing
- ☐ Responsible
- ☐ Thoughtful
- ☐ Trustworthy
- ☐ Integrity
- ☐ Fair
- ☐ Bright
- ☐ Share

**Kind words can  
be short and  
easy to speak,  
but their  
echoes are  
truly endless.**

*Mother Teresa*





# Roald Dahl Characters

G	E	O	R	G	E	F	V	E	D	C	W	B	X	Z
A	G	B	U	J	F	E	D	C	F	H	Y	H	F	L
F	M	T	M	W	F	L	Y	N	N	A	D	R	T	G
Q	D	M	R	T	A	I	J	W	T	R	D	H	V	P
Z	V	N	H	R	R	Q	W	X	K	L	H	B	G	F
C	D	R	O	L	I	U	I	Q	C	I	E	S	X	Z
Q	D	C	P	R	G	W	T	C	V	E	H	J	U	I
K	M	K	P	L	P	Y	C	T	T	Y	J	A	O	L
M	C	D	Y	S	X	Z	H	I	F	B	V	M	H	A
J	R	G	V	B	W	I	E	C	R	Q	J	E	R	D
Q	F	F	H	B	D	T	S	E	P	R	D	S	V	L
N	M	J	O	B	R	C	E	H	W	Z	D	G	U	I
K	O	P	L	X	W	Q	S	T	I	W	T	E	H	T
E	R	T	Y	D	G	Y	H	B	G	F	T	R	E	A
W	I	L	L	Y	W	O	N	K	A	A	S	E	D	M

MATILDA

CHARLIE

WILLY WONKA

BFG

DANNY

THE TWITS

GEORGE

JAMES

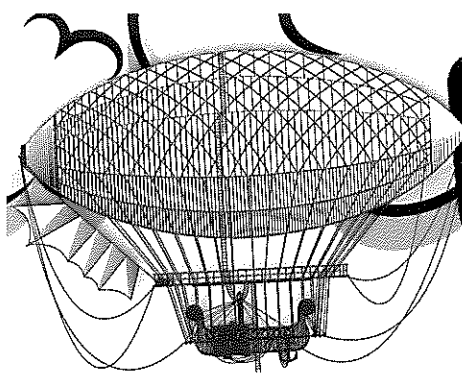
WITCHES

MR FOX

MR HOPPY


GIRAFFE

Clues may run forwards, backwards, diagonally, up or down. Some may overlap or even be backwards!



# Book Week 2021

## Word search




imagination  
Science Fiction  
week  
characters  
exploration

adventure  
narrative  
fairytales  
villains  
fantasy

heroes  
author  
book  
plot  
setting

worlds  
stories



Name: \_\_\_\_\_ Date: \_\_\_\_\_

# Continents & Oceans

**DIRECTIONS:** Find and circle the continent and ocean names in the grid. Look for them in all directions including backwards and diagonally. Label the map with each of the names.

A	S	O	U	T	H	A	M	E	R	I	C	A	N	N
U	E	C	I	Q	S	G	K	R	T	C	U	I	L	M
S	J	A	N	T	A	R	C	T	I	C	A	X	J	W
T	F	F	V	K	S	N	S	I	B	O	C	B	X	F
R	Y	P	Y	F	Q	O	I	P	B	H	W	D	E	E
A	E	C	X	E	Q	N	U	S	T	C	M	X	W	G
L	C	G	M	C	D	E	U	R	O	P	E	X	L	B
I	I	N	P	I	Q	S	N	I	C	F	X	U	N	N
A	T	V	A	T	X	O	U	B	A	F	R	I	C	A
G	N	N	V	C	W	U	C	I	F	I	C	A	P	X
Y	A	G	Z	R	F	T	C	U	A	V	A	I	A	O
J	L	A	B	A	U	H	I	B	P	V	O	S	M	O
Q	T	C	Y	Z	B	E	P	A	Y	D	W	A	V	M
E	A	K	A	C	I	R	E	M	A	H	T	R	O	N
W	J	F	U	K	K	N	I	L	U	E	S	K	K	E

## Continents:

AFRICA, ANTARCTICA,  
ASIA, AUSTRALIA,  
EUROPE, NORTH AMERICA,  
SOUTH AMERICA

## Oceans:

ARCTIC, ATLANTIC,  
INDIAN, PACIFIC,  
SOUTHERN

