

Manilla Central School



KM Home Learning

Term 3 Week 7

2021

Manilla Central School

KM Home Learning Timetable

Term: 1 2 3 4

Week: 1 2 3 4 5 6 7 8 9 10 11

Time	Monday	Tuesday	Wednesday	Thursday	Friday
9:10-10:10	English Phonics Camera Words Brain Break Crunch n' Sip	English Phonics Camera Words Brain Break Crunch n' Sip	English Phonics Camera Words Brain Break Crunch n' Sip	English Phonics Camera Words Brain Break Crunch n' Sip	English Phonics Camera Words Brain Break Crunch n' Sip
10:10-11:10	Handwriting Reading Writing Task Reading Eggs	Handwriting Reading Writing Task Reading Eggs	Handwriting Reading Writing Task Reading Eggs	Handwriting Reading Writing Task Reading Eggs	Handwriting Reading Writing Task Reading Eggs
Break					
11:40-12:40	Mathematics: Number Talk Numeral Formation Maths Activity	Mathematics: Number Talk Numeral Formation Maths Activity	Mathematics: Number Talk Numeral Formation Maths Activity	Mathematics: Number Talk Numeral Formation Maths Activity	Mathematics: Number Talk Numeral Formation Maths Activity
12:40-1:40	PDHPE: PDH Content Daily Fitness	PDHPE: Daily Fitness PDH Content	BE CHILDREN AND PLAY	BE CHILDREN AND PLAY	Art and Craft Activity Colouring in
Break					
2:10-3:10	Unit of Inquiry Colouring in	Unit of Inquiry Colouring in	Unit of Inquiry Colouring in	Colouring in	ENJOY YOUR WEEKEND

Manilla Central School



Kindergarten

MONDAY

Phonics

Learning Intention: We are learning to read and write our phonemes in words.

Success Criteria: We will be able to say the phoneme and write words using them.

ACTIVITY 1: Say the phonemes.

ACTIVITY 2: Write the letters.

ACTIVITY 3: Write some words below using the letters.





s	m	c	t
g	p	a	o

Camera Word Activity Grid

My words for this week are:

no they said

Use your camera words from this week to complete the activities below.

<p>Rainbow write your words, three times each.</p>	<p>Write your words with red vowels and blue consonants.</p>	<p>Write your words on the computer and print them out.</p>
<p>Use magnetic letters or scrabble tiles to spell each of your words.</p> <p></p>	<p>Write your words in a pyramid:</p> <p></p>	<p>Find your words in magazines or newspapers then  cut them out and glue them on paper.</p>
<p>Draw a picture and 'hide' your words in the picture.</p>	<p>Write a sentence for each of your words.</p> <p></p>	<p>Write your words in alphabetical order.</p> <p>a b c</p>

Camera Words

Learning Intention: We are learning to read and write our camera words automatically.

Success Criteria: We will be able to read the words and write them from memory.

Handwriting

Learning Intention: We are learning to correctly form our letters in NSW foundation font.

Success Criteria: We will trace each letter and then copy the same formation in the box below.



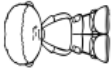







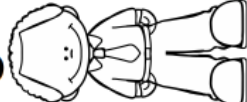


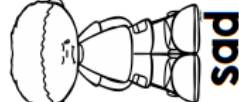
Aa		Jj		Ss	
Bb		Kk		Tt	
Cc		Ll		Uu	
Dd		Mm		Vv	
Ee		Nn		Ww	
Ff		Oo		Xx	
Gg		Pp		Yy	
Hh		Qq		Zz	
Ii		Rr			

Reading

Learning Intention: We are learning to read and understand text.

Success Criteria: We will be able to

- Blend phonemes together to read words.
- Re-read after decoding to make it sound smooth.
- Answer the questions.

<p>Name: _____</p> <p>Tad</p> <p>Tad had a bad day.</p> <p>The lad was sad, not mad. He was glad</p> <p>when he saw his dad.</p> <p>Read the passage three times.</p>		<p>Date: _____</p> <p>-ad</p> <p>Color the words that rhyme with .</p> <p>1. Who was Tad glad to see?</p> <p>2. He was _____ when he saw his dad.</p>	
      		      	
<p>lad</p> <p>dad</p> <p>mad</p> <p>glad</p> <p>sad</p>		<p>lad</p> <p>dad</p> <p>mad</p> <p>glad</p> <p>sad</p>	

Writing - Monday

Learning Intention: We are learning to write 1-5 sentences and draw a picture to match the topic.

Success Criteria: We will be able to write a sentence using:

- Capital letters at the start.
- Spaces between words.
- Say your words slowly and write the phonemes you can hear.
- Full stop at the end.
- JUST HAVE A GO! REMEMBER IT IS OKAY TO MAKE MISTAKES.

Topic today is 'Your family'.

Number Talk

Learning Intention: We are learning to determine how many more are needed.

Success Criteria: We will be able to count how many more are needed to make a given number.

Task: Look at how many apples there are. How many more do you need to make the given number. Write the answer below.

MAKE IT MONDAY

How many more to make 5?

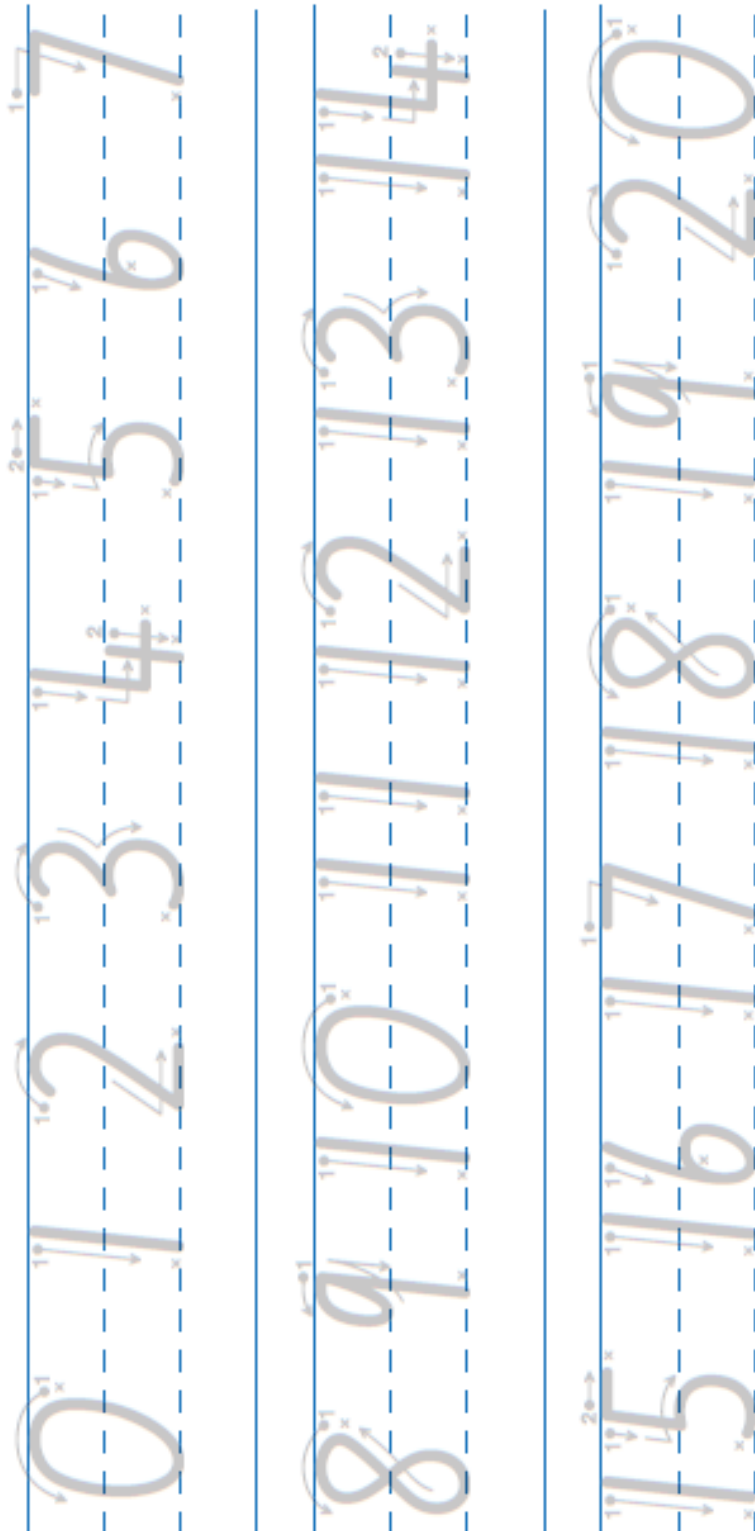


Numerals Practise

Learning Intention: We are learning to correctly form our numerals in NSW foundation font.

Success Criteria: We will trace each numeral.

Writing Numbers 0-20



Mathematics Activity

Learning Intention: We are learning to add numbers together to find a total.

Success Criteria: We will be able to use the pictures to figure out the total.

Fruit Salad

Write down the answers in the circles.

 $+$  $=$

 $+$  $=$

 $+$  $=$

 $+$  $=$

 $+$  $=$

 $+$  $=$

 $+$  $=$


 $+$  $=$

 $+$  $=$

PDHPE

Learning Intention: We are learning to identify up to 5 people who we can trust to help keep us safe.

Success Criteria: We will be able to trace an outline of our hand and write the name of 5 people we can trust along each finger.

A large, empty rounded rectangular box with a black border, intended for a student to draw an outline of their hand and write the names of five people they can trust along each finger.

PDHPE—Daily Fitness

Learning Intention: We are learning to use our Fundamental Movement Skills.

Success Criteria: We will be able to perform a range of movement challenges.

<p>© The Mum Educates</p> <h1>30 Day Fitness Challenge</h1>					
<p>Do 10 star jumps.</p> <p>Day 1</p> 	<p>Hop around like a frog for 20 seconds.</p> <p>Day 2</p> 	<p>Touch your toes 10 times.</p> <p>Day 3</p> 	<p>Balance a ball on your head.</p> <p>Day 4</p> 	<p>Spin in a circle for 10 seconds.</p> <p>Day 5</p> 	
<p>Walk like a crab for 1 minute.</p> <p>Day 6</p> 	<p>Stretch as high as you can.</p> <p>Day 7</p> 	<p>Choose a song and create your own dance routine for the song! Perform it in front of your family.</p> <p>Day 8</p> 	<p>Pick up a ball from floor without using your hands.</p> <p>Day 9</p> 	<p>Take 10 giant steps.</p> <p>Day 10</p> 	
<p>Balance on one leg for 30 seconds.</p> <p>Day 11</p> 	<p>Do 6 cartwheels.</p> <p>Day 12</p> 	<p>Lay on your back and peddle your legs like you are on a bike.</p> <p>Day 13</p> 	<p>Skip the rope for 1 minute.</p> <p>Day 14</p> 	<p>Make your own hopscotch. Play it for 1 minute.</p> <p>Day 15</p> 	
<p>Stretch like a cat. Do it 5 times.</p> <p>Day 16</p> 	<p>Do an egg and spoon race with your sibling.</p> <p>Day 17</p> 	<p>Dance like a chicken for 1 minute.</p> <p>Day 18</p> 	<p>Walk backwards 10 steps and then skip back.</p> <p>Day 19</p> 	<p>Do 10 squats in 30 seconds.</p> <p>Day 20</p> 	
<p>Wiggle like a worm for 20 seconds.</p> <p>Day 21</p> 	<p>Do Yoga for 10 minutes. You can find videos on YouTube.</p> <p>Day 22</p> 	<p>Tiptoe for 15 seconds.</p> <p>Day 23</p> 	<p>Throw a ball in the air and catch it. Repeat 10 times.</p> <p>Day 24</p> 	<p>Shake your arms and clap your hands. Do this 5 times.</p> <p>Day 25</p> 	
<p>Create your own obstacle course and time yourself doing it!</p> <p>Day 26</p> 	<p>Do gorilla shuffle for 15 seconds.</p> <p>Day 27</p> 	<p>Lay on the floor. Lift your arms and legs above the floor for 10 seconds.</p> <p>Day 28</p> 	<p>Balance a book on your head for 15 seconds.</p> <p>Day 29</p> 	<p>Do 10 sit ups in one minute.</p> <p>Day 30</p> 	


Unit of Inquiry

Learning Intention: We are learning about different places.

Success Criteria: We will be able to draw the place where we live and write words about it.

Lesson 2 My Place

Unit 1 Places



6

Draw the place where you live.
Write some words about your place.

Unit of Inquiry

Learning Intention: We are learning about different places.

Success Criteria: We will be able to draw some of the rooms in our home.



Unit 1 Places

Lesson 2 My Place

7

Your home will have other, smaller places inside it.

Draw some of the rooms in your home.



Manilla Central School



Kindergarten

TUESDAY

Phonics

Learning Intention: We are learning to read and write our phonemes in words.

Success Criteria: We will be able to say the phoneme and write words using them.

ACTIVITY 1: Say the phonemes.

ACTIVITY 2: Write the letters.

ACTIVITY 3: Write some words below using the letters.

<i>r</i>	<i>l</i>	<i>d</i>	<i>b</i>
<i>f</i>	<i>h</i>	<i>i</i>	<i>u</i>

Phonological awareness

Learning Intention: We are learning to hear words that rhyme

Success Criteria: We will be able to find two words that rhyme and colour each pair.

4

Name: _____

Rhyming Apples

Find two apples that rhyme. Colour each pair the same colour.

Activity 4 of English:
Rhyming Words Unit
<https://www.teachthis.com.au/products/english-unit-rhyming-words>

Teach THIS

Camera Word Activity Grid

My words for this week are:

you play this

Use your camera words from this week to complete the activities below.

Rainbow

write your words, three times each.

Write your words with **red** vowels and **blue** consonants.

Write your words on the computer and

print them out.

Use magnetic letters or scrabble tiles to spell each of your words.



Write your words in a pyramid:

c
ca
cat

Find your words in magazines or newspapers then



cut them out and glue them on paper.

Draw a picture and
'hide'
your words in the picture.

Write a sentence for each of your words.

the cat 

Write your words in alphabetical order.

a b c

Camera Words

Learning Intention: We are learning to read and write our camera words automatically.

Success Criteria: We will be able to read the words and write them from memory.

Handwriting

Learning Intention: We are learning to correctly form our letters in NSW foundation font.

Success Criteria: We will trace each letter and then copy the same formation in the box below.







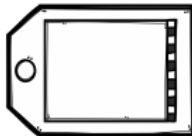




Aa		Bb		Cc		Dd		Ee		Ff		Gg		Hh		Ii	
Jj		Kk		Ll		Mm		Nn		Oo		Pp		Qq		Rr	
Ss		Tt		Uu		Vv		Ww		Xx		Yy		Zz			

Reading

Learning Intention: We are learning to read and understand text.

Success Criteria: We will be able to

- Blend phonemes together to read words.
- Re-read after decoding to make it sound smooth.
- Answer the questions.

Name: _____ Date: _____	<h2>The Flag</h2> <p>  What is in the bag? It is a new flag.  </p> <p>  I took the tag off. </p> <p>  Now, we have a new flag with no snag.  </p> <p>Read the passage three times.</p>	<h2>-ag</h2> <p>Color the words that rhyme with</p> <p>  </p> <p> <input type="checkbox"/> What did the new flag have? </p> <p>  tag  rip </p>	<p> <input type="checkbox"/> Which is NOT in the story? </p> <p>  flag  wag  tag </p>
----------------------------	--	---	---

Writing - Tuesday

Learning Intention: We are learning to write 1-5 sentences and draw a picture to match the topic.

Success Criteria: We will be able to write a sentence using:

- Capital letters at the start.
- Spaces between words.
- Say your words slowly and write the phonemes you can hear.
- Full stop at the end.
- JUST HAVE A GO! REMEMBER IT IS OKAY TO MAKE MISTAKES.


Topic today is 'Your home'.

Number Talk

Learning Intention: We are learning to determine if a statement is true or false.

Success Criteria: We will be able to count how many there are to figure out if the statement is true or false.

TRUE
OR **FALSE** **TUESDAY**



There are 5 pencils.


true or false

Numerals Practise

Learning Intention: We are learning to correctly form our numerals in NSW foundation font.

Success Criteria: We will trace each numeral.

Writing Numbers 0-20



Mathematics Activity

Learning Intention: We are learning to find a total.

Success Criteria: We will be able to add dots together to find a total.

Domino Doubles Addition to 20

$$\begin{array}{|c|c|} \hline \bullet & \bullet \\ \hline \bullet & \bullet \\ \hline \end{array} + \begin{array}{|c|c|} \hline \bullet & \bullet \\ \hline \bullet & \bullet \\ \hline \end{array} = \square$$

$$\begin{array}{|c|c|} \hline \bullet & \bullet \\ \hline \bullet & \bullet \\ \hline \end{array} + \begin{array}{|c|c|} \hline \bullet & \bullet \\ \hline \bullet & \bullet \\ \hline \end{array} = \square$$

$$\begin{array}{|c|c|} \hline \bullet & \bullet \\ \hline \bullet & \bullet \\ \hline \end{array} + \begin{array}{|c|c|} \hline \bullet & \bullet \\ \hline \bullet & \bullet \\ \hline \end{array} = \square$$

$$\begin{array}{|c|c|} \hline \bullet & \bullet \\ \hline \bullet & \bullet \\ \hline \end{array} + \begin{array}{|c|c|} \hline \bullet & \bullet \\ \hline \bullet & \bullet \\ \hline \end{array} = \square$$

$$\begin{array}{|c|c|} \hline \bullet & \bullet \\ \hline \bullet & \bullet \\ \hline \end{array} + \begin{array}{|c|c|} \hline \bullet & \bullet \\ \hline \bullet & \bullet \\ \hline \end{array} = \square$$

$$\begin{array}{|c|c|} \hline \bullet & \bullet \\ \hline \bullet & \bullet \\ \hline \end{array} + \begin{array}{|c|c|} \hline \bullet & \bullet \\ \hline \bullet & \bullet \\ \hline \end{array} = \square$$

PDHPE—Daily Fitness

Learning Intention: We are learning to use our Fundamental Movement Skills.



Success Criteria: We will be able to perform a range of movement challenges.

<div>  <h1>30 Day Fitness Challenge</h1> <p>© The Mum Educates</p> </div>					
Day 1 Do 10 star jumps. 	Day 2 Hop around like a frog for 20 seconds. 	Day 3 Touch your toes 10 times. 	Day 4 Balance a ball on your head. 	Day 5 Spin in a circle for 10 seconds. 	
Day 6 Walk like a crab for 1 minute. 	Day 7 Stretch as high as you can. 	Day 8 Choose a song and create your own dance routine for the song! Perform it in front of your family. 	Day 9 Pick up a ball from floor without using your hands. 	Day 10 Take 10 giant steps. 	
Day 11 Balance on one leg for 30 seconds. 	Day 12 Do 6 cartwheels. 	Day 13 Lay on your back and peddle your legs like you are on a bike. 	Day 14 Skip the rope for 1 minute. 	Day 15 Make your own hopscotch. Play it for 1 minute. 	
Day 16 Stretch like a cat. Do it 5 times. 	Day 17 Do an egg and spoon race with your sibling. 	Day 18 Dance like a chicken for 1 minute. 	Day 19 Walk backwards 10 steps and then skip back. 	Day 20 Do 10 squats in 30 seconds. 	
Day 21 Wiggle like a worm for 20 seconds. 	Day 22 Do Yoga for 10 minutes. You can find videos on YouTube. 	Day 23 Tiptoe for 15 seconds. 	Day 24 Throw a ball in the air and catch it. Repeat 10 times. 	Day 25 Shake your arms and clap your hands. Do this 5 times. 	
Day 26 Create your own obstacle course and time yourself doing it! 	Day 27 Do gorilla shuffle for 15 seconds. 	Day 28 Lay on the floor. Lift your arms and legs above the floor for 10 seconds. 	Day 29 Balance a book on your head for 15 seconds. 	Day 30 Do 10 sit ups in one minute. 	

PDHPE

Learning Intention: We are learning to identify feelings of being safe and unsafe.

Success Criteria: We will be able to label the feelings our body exhibits when we feel safe and when we feel unsafe e.g. body shakes, red in the cheeks, heart beats fast, butterflies on the stomach.




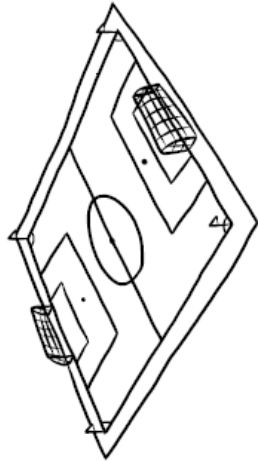
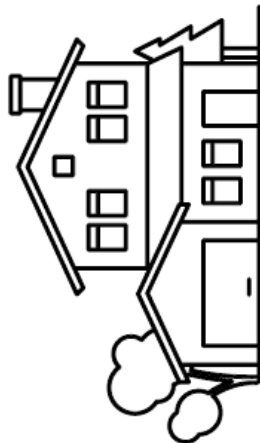

Safe feelings	Unsafe feelings
	

Unit of Inquiry

Learning Intention: We are learning about different places.

Success Criteria: We will be able to match groups to a place.

7 People often go to places because they belong to a group who uses it.
Match each group to their place.





Manilla Central School



Kindergarten

WEDNESDAY

Phonics

Learning Intention: We are learning to read and write our phonemes in words.

Success Criteria: We will be able to say the phoneme and write words using them.

ACTIVITY 1: Say the phonemes.

ACTIVITY 2: Write the letters.

ACTIVITY 3: Write some words below using the letters and other letters you know.

<i>v</i>	<i>w</i>	<i>y</i>	<i>z</i>
<i>j</i>	<i>k</i>	<i>n</i>	<i>e</i>

Camera Word Activity Grid

My words for this week are:

come my have

Use your camera words from this week to complete the activities below.

Rainbow

write your words, three times each.

Write your words with **red** vowels and **blue** consonants.

Write your words on the computer and

print them out.

Use magnetic letters or scrabble tiles to spell each of your words.



Write your words in a pyramid:

c
ca
cat


Find your words in magazines or newspapers then



cut them out and glue them on paper.

Draw a picture and
'hide'
your words in the picture.

Write a sentence for each of your words.

the cat 

Write your words in alphabetical order.

a b c

Camera Words

Learning Intention: We are learning to read and write our camera words automatically.

Success Criteria: We will be able to read the words and write them from memory.

Handwriting

Learning Intention: We are learning to correctly form our letters in NSW foundation font.

Success Criteria: We will trace each letter and then copy the same formation in the box below.


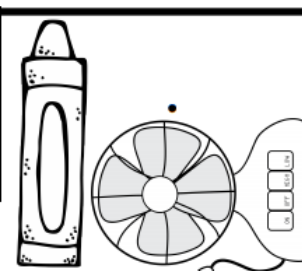
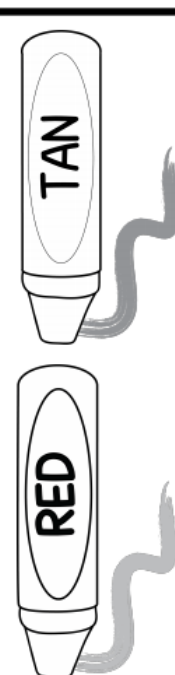


Aa	Bb	Cc	Dd	Ee	Ff	Gg	Hh	Ii
Jj	Kk	Ll	Mm	Nn	Oo	Pp	Qq	Rr
Ss	Tt	Uu	Vv	Ww	Xx	Yy	Zz	

Reading

Learning Intention: We are learning to read and understand text.

Success Criteria: We will be able to

- Blend phonemes together to read words.
- Re-read after decoding to make it sound smooth.
- Answer the questions.

<p>Name: _____</p>	<h2>The Plan</h2>  <p>The man had a plan. He ran to his van. The van is tan. The van had a fan to cool the man.</p>	<p>Date: _____</p> <p>-an</p> <p>Color the words that rhyme with .</p> 	<p>1. What color is the van?</p>  <p>2. How did the man get to the van?</p>  <p>ran hop walk</p>
<p>Read the passage three times.</p> 			

Writing - Wednesday

Learning Intention: We are learning to write 1-5 sentences and draw a picture to match the topic.

Success Criteria: We will be able to write a sentence using:

- Capital letters at the start.
- Spaces between words.
- Say your words slowly and write the phonemes you can hear.
- Full stop at the end.
- JUST HAVE A GO! REMEMBER IT IS OKAY TO MAKE MISTAKES.


Topic today is 'Your bedroom'.

Number Talk

Learning Intention: We are learning to determine more or less.

Success Criteria: We will be able to figure out which picture shows more or less.

Task: Count the apples to figure out who has more.




Numerals Practise

Learning Intention: We are learning to correctly form our numerals in NSW foundation font.

Success Criteria: We will trace each numeral.


Writing Numbers 0-20



Mathematics Activity

Learning Intention: We are learning about positional language.

Success Criteria: We will be able to draw different things by following the instructions.



PDHPE—Daily Fitness

Learning Intention: We are learning to use our Fundamental Movement Skills.

Success Criteria: We will be able to perform a range of movement challenges.

<div>  <div> <div>30 Day Fitness Challenge</div> <div>© The Mum Educates</div> </div> </div>					
<div>  </div> <p>Do 10 star jumps.</p> <p>Day 1</p>	<div>  </div> <p>Hop around like a frog for 20 seconds.</p> <p>Day 2</p>	<div>  </div> <p>Stretch as high as you can.</p> <p>Day 7</p>	<div>  </div> <p>Lay on your back and peddle your legs like you are on a bike.</p> <p>Day 13</p>	<div>  </div> <p>Skip the rope for 1 minute.</p> <p>Day 14</p>	<div>  </div> <p>Make your own hopscotch. Play it for 1 minute.</p> <p>Day 15</p>
<div>  </div> <p>Walk like a crab for 1 minute.</p> <p>Day 6</p>	<div>  </div> <p>Balance on one leg for 30 seconds.</p> <p>Day 11</p>	<div>  </div> <p>Do an egg and spoon race with your sibling.</p> <p>Day 17</p>	<div>  </div> <p>Dance like a chicken for 1 minute.</p> <p>Day 18</p>	<div>  </div> <p>Walk backwards 10 steps and then skip back.</p> <p>Day 19</p>	<div>  </div> <p>Do 10 squats in 30 seconds.</p> <p>Day 20</p>
<div>  </div> <p>Wiggle like a worm for 20 seconds.</p> <p>Day 21</p>	<div>  </div> <p>Do Yoga for 10 minutes. You can find videos on YouTube.</p> <p>Day 22</p>	<div>  </div> <p>Tiptoe for 15 seconds.</p> <p>Day 23</p>	<div>  </div> <p>Throw a ball in the air and catch it. Repeat 10 times.</p> <p>Day 24</p>	<div> </div> <p>Shake your arms and clap your hands. Do this 5 times.</p> <p>Day 25</p>	<div> </div> <p>Do 10 sit ups in one minute.</p> <p>Day 30</p>
<div>  </div> <p>Create your own obstacle course and time yourself doing it!</p> <p>Day 26</p>	<div>  </div> <p>Do gorilla shuffle for 15 seconds.</p> <p>Day 27</p>	<div>  </div> <p>Lay on the floor. Lift your arms and legs above the floor for 10 seconds.</p> <p>Day 28</p>	<div>  </div> <p>Balance a book on your head for 15 seconds.</p> <p>Day 29</p>	<div> </div> <p>Balance a ball on your head.</p> <p>Day 4</p>	<div> </div> <p>Spin in a circle for 10 seconds.</p> <p>Day 5</p>

Unit of Inquiry

Learning Intention: We are learning about different places.

Success Criteria: We will be able to identify places we belong to.

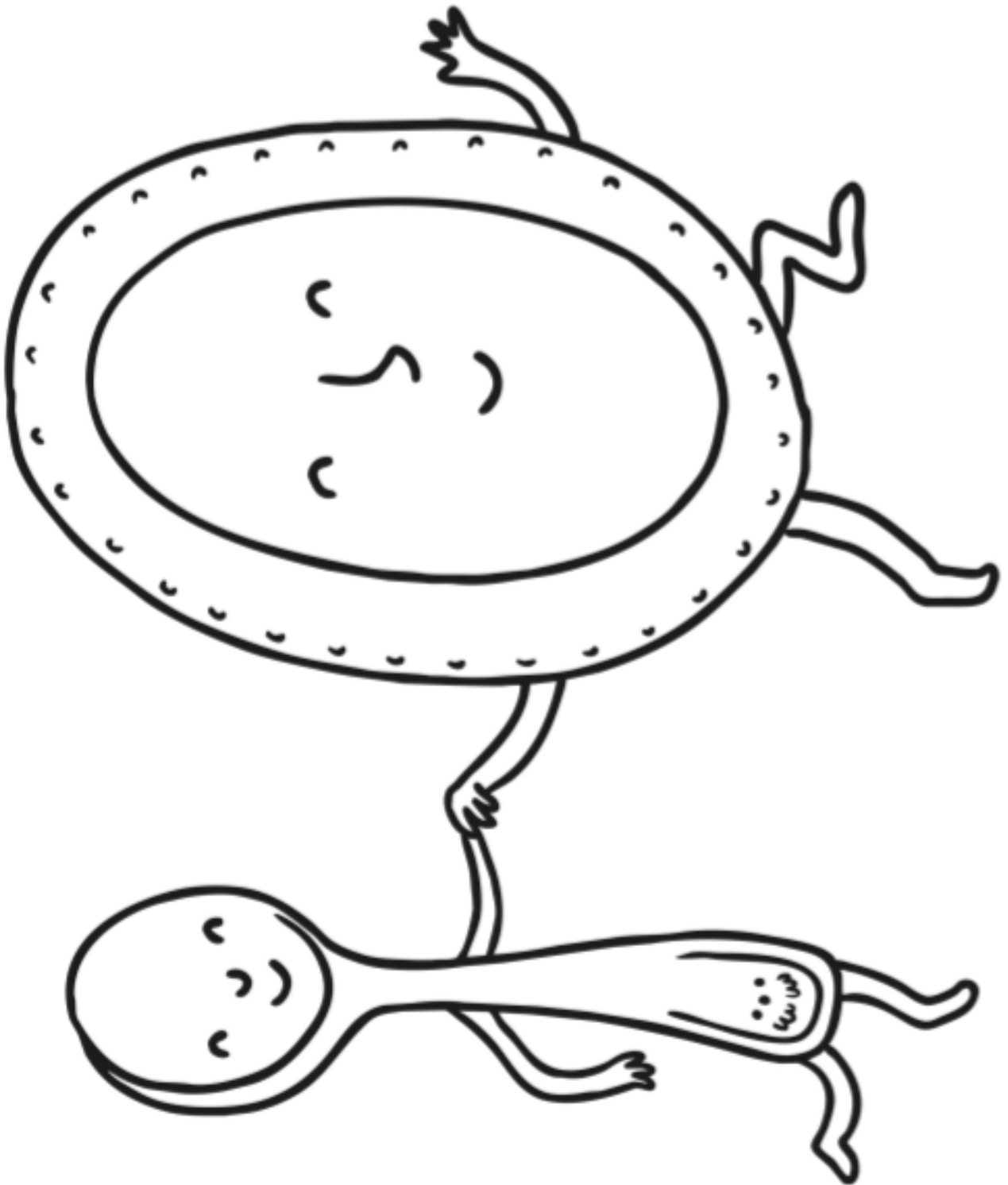


Unit 1 Places

Lesson 3 Places I Belong To

8

What places do you belong to?
Draw them below.



Manilla Central School



Kindergarten

THURSDAY

Phonics

Learning Intention: We are learning to read and write our phonemes in words.

Success Criteria: We will be able to use our phonemes to read, make and spell the following words.

ACTIVITY 1: Practise saying your phonemes.

ACTIVITY 2: Practise writing your phonemes.

ACTIVITY 3: Write some words below that you know has these letters.

	ll	ff	
	ss	zz	

Phonics Activity Sheet

















Learning Intention: We are learning to identify rhyming words.

Success Criteria: We will be able to trace the word and colour the rhyming word.

Name: _____
 5

Rhyme Time

Trace the word. Colour the rhyming word.

cat 	mop 	sad 	cut 
can rat	nut hop	bad tab	hut sit
cap 	ham 	bed 	sun 
map pat	hat jam	red bat	ten bun
pin 	net 	bag 	jug 
bin pan	wet pen	big tag	bug jet
leg 	fan 	dog 	hen 
six peg	fun man	jog box	lip ten

Camera Word Activity Grid

My words for this week are:

like do says

Use your camera words from this week to complete the activities below.

Rainbow

write your words, three times each.

Write your words with **red** vowels and **blue** consonants.

Write your words on the computer and

print them out.

Use magnetic letters or scrabble tiles to spell each of your words.



Write your words in a pyramid:

c
ca
cat

Find your words in magazines or newspapers then



cut them out and glue them on paper.

Draw a picture and
'hide'
your words in the picture.

Write a sentence for each of your words.



Write your words in alphabetical order.

a b c

Camera Words

Learning Intention: We are learning to read and write our camera words automatically.

Success Criteria: We will be able to read the words and write them from memory.

Handwriting

Learning Intention: We are learning to correctly form our letters in NSW foundation font.

Success Criteria: We will trace each letter and then copy the same formation in the box below.









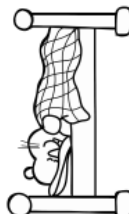
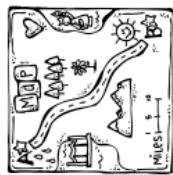

Aa		Bb		Cc		Dd		Ee		Ff		Gg		Hh		Ii	
Jj		Kk		Ll		Mm		Nn		Oo		Pp		Qq		Rr	
Ss		Tt		Uu		Vv		Ww		Xx		Yy		Zz			

Reading

Learning Intention: We are learning to read and understand text.

Success Criteria: We will be able to

- Blend phonemes together to read words.
- Re-read after decoding to make it sound smooth.
- Answer the questions.

<p>Name: _____</p>	<p>The Cap</p> <p>The man puts on his cap. It has a flap.</p> <p>He looks at the map that is in his lap. Then, he took a nap.</p> <p>Read the passage three times.</p>	<p>  </p>	<p></p>
<p>Date: _____</p>	<p>-ap</p> <p>Color the words that rhyme with .</p> <p> </p>	<p><input type="checkbox"/> 1. What did the man take?</p> <p> a nap</p> <p> a run</p>	<p><input type="checkbox"/> 2. What does NOT go in the story?</p> <p> nap</p> <p> map</p> <p> gap</p>

Writing - Thursday

Learning Intention: We are learning to write 1-5 sentences and draw a picture to match the topic.

Success Criteria: We will be able to write a sentence using:

- Capital letters at the start.
- Spaces between words.
- Say your words slowly and write the phonemes you can hear.
- Full stop at the end.
- JUST HAVE A GO! REMEMBER IT IS OKAY TO MAKE MISTAKES.

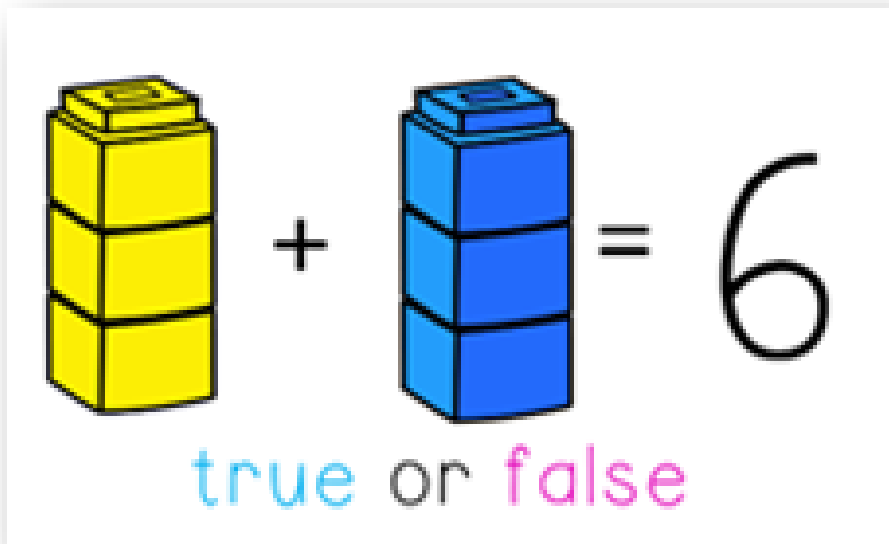
Topic today is 'Your bed'.

Number Talk

Learning Intention: We are learning to determine if the addition sum is correct.

Success Criteria: We will be able to count the items in each group and add them together to figure out a total.

Task: Add together the number of yellow blocks to the number of blue blocks. Is the answer 6? True or false?

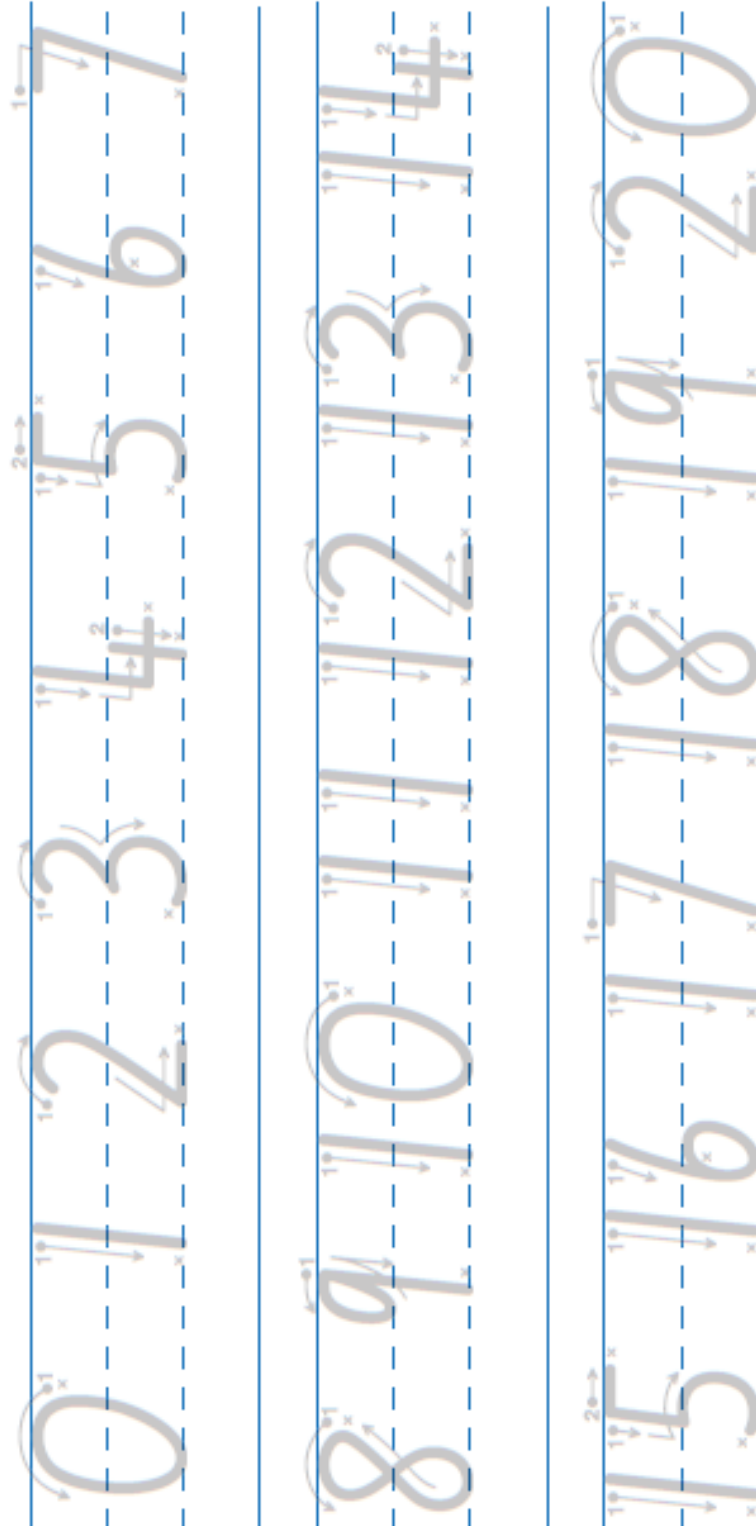


Numerals Practise

Learning Intention: We are learning to correctly form our numerals in NSW foundation font.

Success Criteria: We will trace each numeral.

Writing Numbers 0-20



Mathematics Activity

Learning Intention: We are learning to add numbers together to find a total.



Success Criteria: We will be able to look at the pictures and add them together to find a total.

Hide-a-Saurus Addition to 10

Add the number of dinosaurs and write your answers in the boxes.

 +  =

 +  =

 +  =

 +  =

 +  =

Mathematics Activity

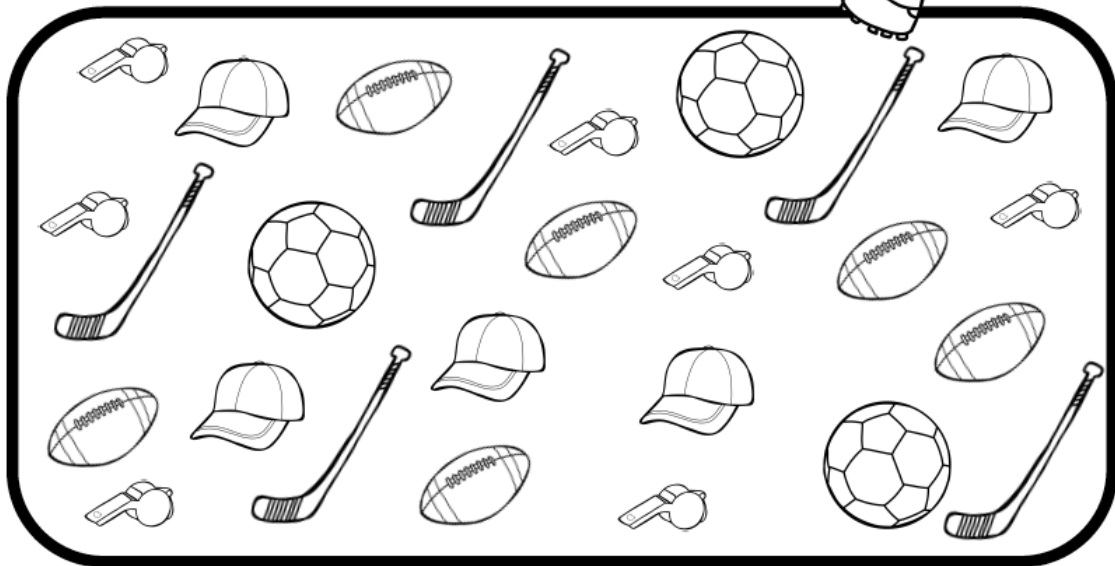

Learning Intention: We are learning to record data.

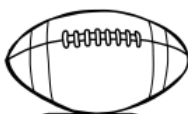
Success Criteria: We will be able to count the objects and graph them.

Name _____

COUNT *and* GRAPH

Count the objects. Graph them below.





--



--



--



--



--

PDHPE—Daily Fitness

Learning Intention: We are learning to use our Fundamental Movement Skills.

Success Criteria: We will be able to perform a range of movement challenges.

<div>  30 Day Fitness Challenge </div> <div>© The Mum Educates</div>					
Day 1 Do 10 star jumps. 	Day 2 Hop around like a frog for 20 seconds. 	Day 3 Touch your toes 10 times. 	Day 4 Balance a ball on your head. 	Day 5 Spin in a circle for 10 seconds. 	
Day 6 Walk like a crab for 1 minute. 	Day 7 Stretch as high as you can. 	Day 8 Choose a song and create your own dance routine for the song! Perform it in front of your family. 	Day 9 Pick up a ball from floor without using your hands. 	Day 10 Take 10 giant steps. 	
Day 11 Balance on one leg for 30 seconds. 	Day 12 Do 6 cartwheels. 	Day 13 Lay on your back and peddle your legs like you are on a bike. 	Day 14 Skip the rope for 1 minute. 	Day 15 Make your own hopscotch. Play it for 1 minute. 	
Day 16 Stretch like a cat. Do it 5 times. 	Day 17 Do an egg and spoon race with your sibling. 	Day 18 Dance like a chicken for 1 minute. 	Day 19 Walk backwards 10 steps and then skip back. 	Day 20 Do 10 squats in 30 seconds. 	
Day 21 Wiggle like a worm for 20 seconds. 	Day 22 Do Yoga for 10 minutes. You can find videos on YouTube. 	Day 23 Tiptoe for 15 seconds. 	Day 24 Throw a ball in the air and catch it. Repeat 10 times. 	Day 25 Shake your arms and clap your hands. Do this 5 times. 	
Day 26 Create your own obstacle course and time yourself doing it! 	Day 27 Do gorilla shuffle for 15 seconds. 	Day 28 Lay on the floor. Lift your arms and legs above the floor for 10 seconds. 	Day 29 Balance a book on your head for 15 seconds. 	Day 30 Do 10 sit ups in one minute. 	



Manilla Central School



Kindergarten

FRIDAY

Phonics

Learning Intention: We are learning to read and write our phonemes in words.

Success Criteria: We will be able to use our phonemes to read, make and spell the following words.

ACTIVITY 1: Practise saying your phonemes.

ACTIVITY 2: Practise writing your phonemes.





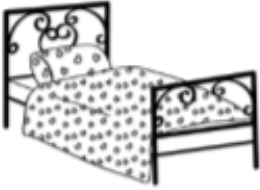



ACTIVITY 3: Write some words below that you know has these letters.

	sh	ch	
	th	wh	

Phonics Activity Sheet

Learning Intention: We are learning to identify rhyming words.

Success Criteria: We will be able to colour all words that rhyme with a picture.

Find a Rhyme		Name: _____	
Colour all words that rhyme with the picture.			
	cat		fun
	cup		gum
	mat		fan
	hat		run
	box		not
	dog		hot
	log		lid
	dad		got
	red		pin
	blue		ten
	bib		hen
	fed		then
	did		bin
	bag		can
	bug		saw
	tag		fin

Camera Word Activity Grid

My words for this week are:

what going give

Use your camera words from this week to complete the activities below.

Rainbow

write your words, three times each.

Write your words with **red** vowels and **blue** consonants.

Write your words on the computer and

print them out.

Use magnetic letters or scrabble tiles to spell each of your words.



Write your words in a pyramid:

c
ca
cat

Find your words in magazines or newspapers then



cut them out and glue them on paper.

Draw a picture and
'hide'
your words in the picture.

Write a sentence for each of your words.

the cat 

Write your words in alphabetical order.

a b c

Camera Words

Learning Intention: We are learning to read and write our camera words automatically.

Success Criteria: We will be able to read the words and write them from memory.

Handwriting

Learning Intention: We are learning to correctly form our letters in NSW foundation font.

Success Criteria: We will trace each letter and then copy the same formation in the box below.

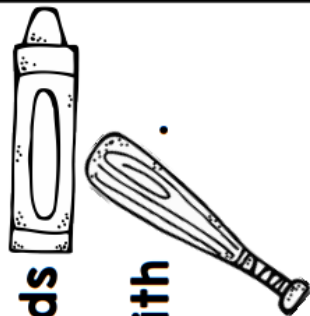





Aa	Bb	Cc	Dd	Ee	Ff	Gg	Hh	Ii
Jj	Kk	Ll	Mm	Nn	Oo	Pp	Qq	Rr
Ss	Tt	Uu	Vv	Ww	Xx	Yy	Zz	

Reading

Learning Intention: We are learning to read and understand text.

Success Criteria: We will be able to

- Blend phonemes together to read words.
- Re-read after decoding to make it sound smooth.
- Answer the questions.

<p>Name: _____</p>	<div data-bbox="319 611 997 1310"><p>-at</p><p>Date: _____</p><p>Color the words that rhyme with</p></div> <div data-bbox="319 1310 997 2072"><p>1. What is the rat under?</p><p>hat chair</p></div> <div data-bbox="997 611 1337 1310"><p>2. Which character is NOT in the story?</p><p>cat bat rat</p></div>
<p>Name: _____</p>	<div data-bbox="319 1310 1061 2072"><p>Nat </p><p>Nat is a cat. She is fat. Nat plays on a mat. She pats at a rat that is under a hat.</p></div> <div data-bbox="1061 1310 1337 2072"><p>Read the passage three times.</p></div>

Writing - Friday

Learning Intention: We are learning to write 1-5 sentences and draw a picture to match the topic.

Success Criteria: We will be able to write a sentence using:

- Capital letters at the start.
- Spaces between words.
- Say your words slowly and write the phonemes you can hear.
- Full stop at the end.
- JUST HAVE A GO! REMEMBER IT IS OKAY TO MAKE MISTAKES.





Topic today is 'Your favourite toy'.

Number Talk

Learning Intention: We are learning to figure out combinations to 10.

Success Criteria: We will be able to count how many dots there are, and work out how many more are needed to make 10/

Task: *Add together the number of dots. How many more are needed to fill the 10 frame?*


				
				

Numeral Practise

Learning Intention: We are learning to correctly form our numerals in NSW foundation font.

Success Criteria: We will trace each numeral.

Writing Numbers 0-20



Mathematics Activity






Learning Intention: We are learning about 2D shapes.

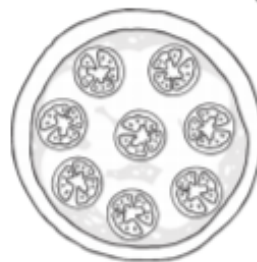
Success Criteria: We will be able to recognise and label common 2D shapes.

Shape Spotting

To recognise and label common 2D shapes.

Colour the shapes to match the key.

				
circle	square	rectangle	triangle	pentagon
green	red	blue	yellow	orange



PDHPE—Daily Fitness

Learning Intention: We are learning to use our Fundamental Movement Skills.





Success Criteria: We will be able to perform a range of movement challenges.



<div>  30 Day Fitness Challenge </div> <div>© The Mum Educates</div>					
Day 1 Do 10 star jumps. 	Day 2 Hop around like a frog for 20 seconds. 	Day 3 Touch your toes 10 times. 	Day 4 Balance a ball on your head. 	Day 5 Spin in a circle for 10 seconds. 	
Day 6 Walk like a crab for 1 minute. 	Day 7 Stretch as high as you can. 	Day 8 Choose a song and create your own dance routine for the song! Perform it in front of your family. 	Day 9 Pick up a ball from floor without using your hands. 	Day 10 Take 10 giant steps. 	
Day 11 Balance on one leg for 30 seconds. 	Day 12 Do 6 cartwheels. 	Day 13 Lay on your back and peddle your legs like you are on a bike. 	Day 14 Skip the rope for 1 minute. 	Day 15 Make your own hopscotch. Play it for 1 minute. 	
Day 16 Stretch like a cat. Do it 5 times. 	Day 17 Do an egg and spoon race with your sibling. 	Day 18 Dance like a chicken for 1 minute. 	Day 19 Walk backwards 10 steps and then skip back. 	Day 20 Do 10 squats in 30 seconds. 	
Day 21 Wiggle like a worm for 20 seconds. 	Day 22 Do Yoga for 10 minutes. You can find videos on YouTube. 	Day 23 Tiptoe for 15 seconds. 	Day 24 Throw a ball in the air and catch it. Repeat 10 times. 	Day 25 Shake your arms and clap your hands. Do this 5 times. 	
Day 26 Create your own obstacle course and time yourself doing it! 	Day 27 Do gorilla shuffle for 15 seconds. 	Day 28 Lay on the floor. Lift your arms and legs above the floor for 10 seconds. 	Day 29 Balance a book on your head for 15 seconds. 	Day 30 Do 10 sit ups in one minute. 	

Art and Craft Activity

Learning Intention: We are learning to make artwork using 2D shapes

Success Criteria: We will use the paper in our pack to cut out circles, rectangles, squares and triangles to create our own design.

circle	rectangle	square	triangle
			



Examples only:

